

# **Methyl Mercury Exposure from Fish Consumption in Vulnerable Racial/Ethnic Populations: Probabilistic SHEDS-Dietary Model Analyses Using 1999-2006 NHANES and 1990-2002 TDS Data**

Jianping Xue<sup>1\*</sup>, Valerie G. Zartarian<sup>1</sup>, Shi V. Liu,<sup>1</sup> Andrew M. Geller<sup>1</sup>

<sup>1</sup>U.S. Environmental Protection Agency, Office of Research and Development, National Exposure Research Laboratory, 109 T.W. Alexander Drive, Research Triangle Park, NC 27711

\* Corresponding Author: mailing address U.S. EPA, 109 T.W. Alexander Drive, MD E205-02, Research Triangle Park, NC 27711

**Running Title:** Methyl Mercury Exposure in Vulnerable Populations

**KEY WORDS:** MeHg, dietary, fish, exposure, model, SHEDS, NHANES, Tribal

## **Acknowledgments**

The authors thank Tom McCurdy, Kristin Isaacs, and Danelle Lobdell in EPA's Office of Research and Development for providing technical review of the paper.

## **Disclaimer**

This article has been subject to review and approved for publication by the Office of Research and Development, the United States Environmental Protection Agency. Mention of trade names or commercial products does not constitute endorsement or recommendation for use.

## **Competing Interests Declaration**

All authors declare no potential competing financial interests.

## **List of Abbreviations and Definitions**

A/P/N/M: Asian, Pacific Islander, Native American or multiracial

CDF: cumulative distribution function

EPA: U.S. Environmental Protection Agency

FDA: Food and Drug Administration

GLM: general linear model

Hg: mercury

MeHg: methyl mercury

NATA: National Air Toxics Assessment

NERL: National Exposure Research Laboratory

NHANES: National Health and Nutrition Examination Survey

ORD: Office of Research and Development

PBPK: physiologically-based pharmacokinetic

RAC: raw agricultural commodity

SHEDS: Stochastic Human Exposure and Dose Simulation (model)

TDS: Total Diet Study

US: United States

WWEIA: What We Eat in America

## ABSTRACT

NHANES subjects self-identified as “Asian, Pacific Islander, Native American, or multiracial” (A/P/N/M) have higher levels of blood organic mercury than other racial/ethnic groups; however, the reasons for this have been unclear. This research uses exposure modeling to determine the reasons for elevated blood methylmercury (MeHg) levels, and also extends previous analyses of observed NHANES blood levels. The probabilistic SHEDS-Dietary model was applied, using MeHg fish residue data from FDA’s Total Diet Survey (1990-2002) combined with NHANES/WWEIA (1999-2006) fish consumption data, to generate exposure estimates by race/ethnicity, age group, and fish type. Statistical analyses of blood methylmercury levels in the (6 times larger) 1999-2006 NHANES data were compared against previous published results for 1999-2002 data. The A/P/N/M group has higher fish intake, modeled MeHg exposures, and blood levels than the general population and other racial/ethnic groups. Tuna, other saltwater fish, and other freshwater fish are key food types driving dietary MeHg exposure. The 1-<3 years-old A/P/N/M group has the highest mean dietary MeHg intake per body weight (0.06 µg/kg/day; ~2.3 times higher than the rest of the population). Fish intake and modeled exposure predictions correlate well with NHANES blood biomarker levels. This study, using the SHEDS-Dietary model with national data, reinforces and expands upon previous observations that dietary exposure via fish consumption is an important route for methylmercury intake by the general population, and especially for racial/ethnic groups with higher fish consumption. These probabilistic dietary modeling approaches could be applied for local populations (e.g., tribes) and other chemicals and foods, if data are available.

## 1. Introduction

Blood organic mercury, or methyl mercury (MeHg), is a form of mercury (Hg) with potent neurotoxicity and teratogenicity effects (WHO 1990; Mahaffey 1998). Since the recognition of Minamata disease as an outcome of high-level MeHg exposure, efforts have been made in reducing the uncontrolled release of mercury compounds (Harada, 1995). However, MeHg is still present in many environments due to historical pollution and ongoing use of mercury compounds (Harada et al. 1998; U.S. EPA 2001). Some studies suggest that exposure to low concentrations of MeHg can still pose some health concerns (Mancini et al. 2009; Yokoo et al. 2003).

For the general human population, the major route for MeHg exposure is dietary exposure via consuming seafood, especially fish (Bjornberg et al. 2005; Carvalho et al. 2008; Diez et al. 2009; Knobeloch et al. 2007; Sirot et al. 2008; Zhang et al. 2009). Two studies based on the 1999 and 2000 National Health and Nutrition Examination Survey (NHANES) data found that the geometric mean of hair Hg concentration was 0.12  $\mu\text{g/g}$  in children and 0.20  $\mu\text{g/g}$  in women in the general U.S. household population (McDowell et al. 2004), and that blood organic mercury reflects MeHg intake from fish and/or shellfish (Mahaffey et al. 2004). A small scale study containing 14 people (Knobeloch et al. 2006) and a later expanded study including more than 2000 adults (Knobeloch et al. 2007) from Wisconsin in the U.S. found the average hair Hg level to be 0.714  $\mu\text{g/g}$ , and concluded that MeHg exposure may be correlated with fish consumption (Knobeloch et al. 2007).

A study using the 1999-2000 NHANES data found that the geometric means of hair mercury concentrations in frequent fish consumers were higher than others, and non-Hispanic black and Mexican-American children had higher hair Hg levels than non-Hispanic white children (Mahaffey et al. 2004). Another study using 1999-2002 NHANES data found that participants self-identified as Asian, Pacific Islander, Native American, or multiracial (abbreviated here as the A/P/N/M group) have higher percentage over certain blood mercury levels than others (Hightower et al. 2006). This A/P/N/M group also seemed to have higher mean levels of consumption of fish and shellfish, but the 95% confidence intervals overlapped with the remaining groups except Mexican Americans. Hightower et al. (2006) recommended that future studies should explore reasons for the high mercury levels in this group to help inform risk reduction actions. This paper explores the reasons by using human exposure modeling with large national data sets for fish consumption and MeHg residues.

This paper uses the expanded 1999-2006 NHANES to extend findings from previous studies in two ways:

- 1) Fish consumption data from NHANES are used as model inputs to the U.S. Environmental Protection Agency (EPA)'s physically-based, probabilistic model called SHEDS-Dietary (Stochastic Human Exposure and Dose Simulation – Dietary model) (Xue et al. 2010a,b) to produce estimates of MeHg exposure stratified by age (including young children), sex, and race/ethnicity, concentrating on A/P/N/M groups and attributing estimated MeHg exposure to consumption of specific fish and shellfish.
- 2) SHEDS-Dietary model estimates are evaluated against blood biomarkers for MeHg collected by NHANES from the same individuals who were surveyed for the fish consumption data.

Using large data sets of food consumption from NHANES/What We Eat in America Survey (WWEIA), fish organic MeHg residue data (i.e., bioaccumulated MeHg levels measured in fish) from the U.S. Food and Drug Administration (FDA)'s Total Diet Study (TDS) (FDA 1991-2002 and most data from 1991 to 1997), and blood biomarkers from NHANES (same individuals as for fish consumption data), we demonstrate that fish consumption can be an important MeHg exposure route, especially for A/P/N/M populations.

## 2. Methods

**2.1 Fish consumption data.** Data from the 1999-2006 NHANES/WWEIA survey for A/P/N/M subjects were used for model inputs regarding the amount of fish consumed by individuals. This database contains 55,000 person-days of real-time dietary consumption data, i.e., amounts of foods (including fish) recorded instantly by individuals for each separate eating occasion. The NHANES sample size used here for participants who designated themselves as A/P/N/M was > 6 times larger than in earlier studies (Hightower et al. 2006; Mahaffey et al. 2004).

**2.2 MethylMercury (MeHg) concentrations in fish.** MeHg residue data from the FDA's TDS (FDA 1991-2002), also known as the market basket study (1991-2002), were combined with consumption data in SHEDS-Dietary. TDS collects and analyzes ~280 foods for pesticide residues, industrial chemicals, and toxic and nutrient elements. Foods collected in the TDS are prepared as "table-ready," i.e., as would be consumed, for realistic estimates of dietary intake of those targeted components. Approximately 40 different fish and shellfish were measured for MeHg.

**2.3 Exposure modeling.** To estimate the exposure of MeHg from fish by race/ethnicity, age group, and food type, we used EPA's population-based probabilistic dietary exposure model. SHEDS-Dietary simulates individual exposures to chemicals in food and drinking water over different time periods (e.g., daily, yearly) (Xue et al. 2010a,b). The SHEDS-Dietary model is one module of EPA's more comprehensive human exposure model, SHEDS-Multimedia, which can simulate aggregate or cumulative exposures over time via multiple routes of exposure (dietary & non-dietary) to multiple types of chemicals ([http://www.epa.gov/heasd/products/sheds\\_multimedia/sheds\\_mm.html](http://www.epa.gov/heasd/products/sheds_multimedia/sheds_mm.html); Zartarian et al. 2006; Xue et al. 2006). SHEDS-Dietary can produce population percentiles of dietary exposure predictions by source and age-gender group; quantify contribution to total exposure predictions by food, commodity, and chemical; and be used for eating occasion, sensitivity, and uncertainty analyses. In general terms, this model combines information about food and drinking water consumption data for each reported eating occasion with corresponding chemical residue/concentration data to estimate human dietary exposures. SHEDS-Dietary can use either USDA's Continuing Survey of Food Intake by Individuals (CSFII) (1994-96, 1998) or the NHANES/WWEIA dietary consumption data (1999-2006), along with EPA/USDA recipe translation files (FCID; Food Commodity Intake Database), and available food and water concentration data. Combining this information requires a number of technical considerations, such as translating foods reported as eaten into raw agricultural commodities using recipe files, sampling residues within a day and over time, considering non-detects, and allocating total drinking water consumption into within-day drinking water events (Xue et al. 2010a). As another example, about 40 types of fish and shellfish were mapped from TDS into food items in the NHANES/WWEIA data.

In this paper, SHEDS-Dietary was used for calculating dietary MeHg exposures for each eating occasion of individuals; estimating the ranges of population dietary exposures; and identifying key factors and contributions of food types. Consumption data for all foods was used, but only MeHg residue data for fish were included in the simulations. The unmatched NHANES/WWEIA foods consumed were matched again by raw agricultural commodities (RAC), using the recipe files in EPA's Food Consumption Intake Database (FCID; USEPA, 2000), so that exposures for those foods could be calculated. Each simulated individual's exposure for each fish type was calculated by multiplying total daily consumption with corresponding residues. Aggregate daily exposure was calculated by summing exposures across all commodities. Summation of MeHg exposures from every eating occasion for one day yielded the individual's daily MeHg exposure. Details on the probabilistic dietary exposure algorithms in SHEDS are given in Xue et al. 2010a,b. Although SHEDS-Dietary can be used to model longitudinal dietary exposures, this research addressed only the cross-sectional exposures, due to data limitations. The SHEDS-Dietary model was applied to obtain cumulative distribution functions (CDFs) for population dietary MeHg exposure estimates, calculate corresponding summary statistics by age, gender, and race/ethnicity, and conduct analyses for key fish contributors to exposure.

#### **2.4 Biomarker Analyses of Blood Methyl Mercury (for exposure model comparison)**

A total of 21,278 samples were collected for blood MeHg in the 1999-2006 NHANES. Blood MeHg biomarker data from the same individuals with fish consumption data and 30 day recall fish consumption from the NHANES were used for comparing against SHEDS-Dietary model predictions during the same time period as the consumption data were collected. A total of 13,344 records of matched data for fish consumption, 30 day recall fish consumption, and biomarkers were used for the general linear model (GLM) analysis conducted.

We analyzed the 1999-2006 NHANES blood biomarker data for MeHg, to compare with the SHEDS-Dietary model MeHg estimates, with a larger NHANES sample size than previously published results (Hightower et al. 2006; Mahaffey et al. 2004) (NHANES 1999-2006 sample size is 6 times larger than the 1999-2002 database). To conduct analyses of variance contributions of blood MeHg, a general linear model

(GLM) was applied using the largest and most comprehensive data available to identify key factors. These data were merged for the same subjects and a GLM was applied with blood MeHg as the dependent variable, to identify the risk factors.

### 3. Results

#### 3.1 Fish Consumption

Table 1 shows total fish intake (grams fish consumed) by race/ethnicity and age group, from 1999-2006 NHANES/WWEIA data, used in the SHEDS-Dietary exposure analyses. Fish intake is higher for the A/P/N/M group than other groups; it is approximately 1.4 – 2.9 times greater than the other ethnic groups combined across all age groups, whether calculated as grams consumed per day or adjusted by body weight.

#### 3.2 Methyl Mercury Exposure

Table 2 presents SHEDS modeled MeHg exposure estimates by race/ethnicity and age group, based on the FDA's 1990-2002 TDS residue data and the 1999-2006 NHANES dietary consumption data. This table indicates that A/P/N/M populations are exposed to higher levels of MeHg from fish consumption than other racial/ethnic groups in the general U.S. population, ranging from factor of 1.3 to 2.8 times higher (means based on mass per day) except for the 11-<16 year age group.

The mean modeled MeHg exposures from fish for A/P/N/M groups ranges from 0.01 to 0.06 µg/kg/day over different age groups, compared to 0.01 to 0.03 µg/kg/day in the general population. For all age groups except 11-15 year-olds, the A/P/N/M groups have higher mean dietary MeHg exposures, ranging from a factor of 1.5 to 2.5 times higher than the general population. **The pattern is similar between total fish intake by ethnicity and age group (Table 1) and SHEDS MeHg exposure predictions by ethnicity and age group (Table 2).** The 1-year-old A/P/N/M group has the highest ratio (2.8 with exposure as µg/day; 2.5 if µg/kg/day), for SHEDS modeled mean MeHg exposures, compared to the same age group for other ethnicities. The 1-<3 year-old A/P/N/M groups also have the highest dietary modeled MeHg exposure (intake) per body weight (0.27 and 1.31 µg/kg/day for 1 year-olds, 0.26 and 1.44 for 2 year-olds at the 95<sup>th</sup> and 99<sup>th</sup> percentiles, respectively). Figure 1 illustrates the SHEDS modeled MeHg exposure by ethnicity: A/P/N/M is highest, Mexican-American is lowest.

The contribution by fish type to total MeHg exposure in A/P/N/M group is depicted in Figure 2. The major fish contributors are tuna fish (31%), saltwater fish – other (30%), fresh water fish – other (27%), shrimp (5%), shellfish (4%), and catfish (3%).

#### 3.3 Blood Methyl Mercury

Table 3 presents summary statistics of MeHg blood level by age group and race/ethnicity (ug/liter) from the 1999-2006 NHANES data. These blood levels of MeHg are consistent with SHEDS-modeled MeHg exposures presented above. This table also shows that 1-year-old in the A/P/N/M group have the highest ratio of blood MeHg levels (ranging from a factor of 1.4 to 3.0 times higher) compared to corresponding age groups in the general U.S. population.

Table 4 shows the prevalence of high MeHg blood concentrations across racial/ethnic groups derived from NHANES data, using as a criterion the U.S. EPA's reference dose for MeHg (5.8 µg/L) and a more conservative reference level (3.5 µg/L) based on estimates of higher levels of MeHg in cord blood than in maternal blood (Rice, et al. 2003). A/P/N/M populations have the highest prevalence of MeHg blood concentrations exceeding the critical health-based reference doses compared to other racial/ethnic groups (Mexican-Americans have the lowest levels); 8.4% of their MeHg blood levels are higher than U.S. EPA's reference dose.

Table 5 presents similar results specific to each age group, comparing A/P/N/M to the rest of the population combined from NHANES. The percentage of high MeHg blood level of A/P/N/M populations are consistently higher than other ethnicities across corresponding age groups. Also, the percentage above the reference values generally increases as age increases: the ratio is lower, however, for two age groups (3-5 year-olds, and 13-19 year-olds).

Figure 3 illustrates blood MeHg by race/ethnicity from 1999-2006 NHANES data. Concentrations of blood MeHg for A/P/N/M populations are highest and for Mexican-Americans are lowest. Blood levels of MeHg are consistent with MeHg exposures estimated by SHEDS-Dietary, as shown in Figure 1; modeled exposure predictions correlate well with NHANES blood biomarker levels in terms of age, gender, and ethnicity.

Figure 4 shows similar results by ethnicity and age group. The MeHg blood levels of A/P/N/M populations are consistently higher than those for other racial/ethnic groups across age groups, and the levels increase as age increases. The similar patterns of modeled dietary exposure predictions and NHANES blood biomarker levels (in terms of age, gender, and ethnicity) also suggest that fish consumption is a key exposure pathway for the A/P/N/M populations.

Table 6 shows MeHg levels by ethnicity and number of fish and shell fish consumed in 30 days. These results indicate that the MeHg blood levels in the A/P/N/M populations are higher than for other racial/ethnic groups, even based on 30 day fish consumption recall data. For other racial/ethnic groups, the blood MeHg level generally increases as fish consumption increases, and the percentage above critical levels generally increases. For the A/P/N/M populations, this trend is not consistent, mainly due to small sample size. The MeHg blood levels in the A/P/N/M populations are higher than other racial/ethnic groups, and the difference is statistically significant with p value less than 0.0001 using the t-test.

Based on analyses of variance contributions of blood MeHg, using GLM, age is the biggest contributor, followed by modeled MeHg exposure from SHEDS, 30-day recall fish consumption, and race/ethnicity (overall p-value < 0.0001). While exposures to males were estimated to be higher than exposures to females, gender accounted for only a modest portion of the variance.

#### **4. Discussion**

Significant levels of MeHg in some blood samples from people in the U.S. population participating in the NHANES (Mahaffey et al. 2004; Hightower and Moore 2003) deserve attention because the survey was conducted after decades of effort to reduce Hg pollution and strengthen food safety against MeHg exposure. Using the probabilistic SHEDS-Dietary model, which simulates exposures for actual eating occasions, we conducted comprehensive analyses on modeled human exposure to MeHg from fish consumption and measured blood MeHg concentrations for different racial/ethnic groups, and identified some information needs. Our study examined the relationship between fish consumption, exposure, and blood levels; it revealed that 1-<3 year olds have highest modeled MeHg exposures (average of 0.06  $\mu\text{g}/\text{kg}/\text{day}$ ); and confirmed the findings of previous studies that the A/P/N/M subjects in the NHANES have higher levels across age groups of modeled MeHg exposure than the rest of the ethnicities which include black, non-Hispanic white, Mexican American, and Hispanic. The main reason that the A/P/N/M group had higher exposures than the other groups is their higher fish intake. Estimated exposure is highest for 1-<3 year-olds because of higher intake and lower body weight (exposure was weighted by body weight). More research is needed to explore other reasons.

In general, the SHEDS-Dietary MeHg exposure modeling results and the NHANES biomarker data are consistent among age groups. Comparing Figures 1 and 3, blood dose has higher variability than exposure because of dosimetry considerations and body effects. Their ethnicity pattern, however, is the same. While the percentage of A/P/N/M MeHg blood levels above the reference values generally increases as age increases, the ratio is lower, for two age groups (3-5 year-olds, and 13-19 year-olds); we think this is due to small sample size for the higher criterion of 5.8  $\mu\text{g}/\text{L}$ . This research also revealed that tuna, other saltwater fish, and other freshwater fish are the key food types driving dietary MeHg exposure. Even though shark and swordfish had the highest concentrations, their contributions to exposure were not significant because intake of those fish types was lower.

A number of studies hypothesized that seafood/fish is the most prominent source of MeHg in blood (Mahaffey et al. 2004; McDowell et al. 2004; Hightower and Moore 2003) and identified the A/P/N/M groups as “high-risk” for MeHg blood levels, as compared to the other groups. It was suggested (Hightower et al. 2006) that future studies should address the reasons for this observation. Our results are consistent, in general, with those reported in previous studies. The NHANES/WWEIA consumption data used in SHEDS-Dietary

compare well to the EPA Child-Specific Exposure Factors Handbook (USEPA, 2008), Table 10-20, Fish Consumption Rates among Native American Children. For 3-5 year olds, NHANES A/P/N/M values vs. EF Handbook values: 95th percentile: 40 v.s. 50 grams per day; 99th percentile: 115 v.s. 100 grams per day (Sample size = 194, data compiled from the Umatilla, Nez Perce, Yakama, and Warm Springs tribes of the Columbia River Basin). Our modeled MeHg exposure results are also consistent with other studies such as Japanese research reporting that fish consumption accounts for approximately 80-90% of the total human mercury exposure in Japan (MHLW 2004) and that the mean MeHg intake for the Japanese population was estimated to be 6.76  $\mu\text{g}/\text{day}$  or 0.14  $\mu\text{g}/\text{kg}$  body weight per day (bw/day) with a mean value for the hair Hg level as 2.02  $\mu\text{g}/\text{g}$  (Zhang et al. 2009). The estimated 99<sup>th</sup> percentile exposures of 1 to 10 year olds (see Table 2) are about 3 times as high as the Joint FAO/WHO Expert Committee on Food Additives Provisional Tolerable Weekly Intakes, expressed on a daily basis as 0.47  $\mu\text{g}/\text{kg}/\text{day}$  (FAO/WHO, 1999). Finally, our analyses of the blood organic mercury data with the expanded NHANES database are consistent with the previous NHANES analyses (Mahaffey et al. 2004). Our research reveals that the significant contributors to MeHg blood levels are the following factors: age, MeHg exposure (SHEDS modeled estimates), fish consumption, and race/ethnicity.

The focus of the MeHg exposure analyses in this paper was fish consumption exposures; however, we did a screening comparison to inhalation exposures using the EPA's National Air Toxics Assessment (NATA). In the 2002 NATA database, the average exposure to Hg from air for the U.S. population is 5.54E-05  $\mu\text{g}/\text{m}^3$ ; assuming 20  $\text{m}^3/\text{day}$  for inhalation rate (a child usually has less than 10  $\text{m}^3/\text{day}$ ), the exposure of Hg from air is about 0.0011  $\mu\text{g}/\text{day}$ . In comparison with Table 2, modeled MeHg exposure from fish consumption is about a thousand times higher than from air. In the future we could do more refined air analyses for tribal populations using NATA, but the fish consumption exposure route is much more significant based on the current analyses.

To our knowledge, the dietary exposure modeling analyses presented in this paper for MeHg have not been attempted before for these vulnerable populations in the exposure-related literature. The modeling methods and analyses presented here could be applied to other chemicals, and to assess cumulative risks (incorporating health benefits) from fish consumption. They could also be used to inform risk reduction strategies related to fish consumption, e.g. types of fish to avoid such as shark and swordfish (Mahaffey et al. 1994), water bodies for targeted cleanup, recommended meal sizes. Such mitigation approaches could be beneficial to both the general population and specific vulnerable populations such as local communities and tribes who rely on subsistence fishing. However, many research and data needs remain for local-scale assessments involving fish consumption exposures/risks. Because this study used national rather than tribal-specific fish consumption and residue data, and Native Americans are grouped with Asians, Pacific Islanders, and multiracial groups in NHANES/WWEIA, it is difficult to draw tribal-specific conclusions or suggest specific risk reduction recommendations. Future research that would be useful includes the following:

- assessing importance of eating occasions and longitudinal analyses in SHEDS-Dietary for MeHg (with long half-life) and other chemicals in fish;
- linking SHEDS-Dietary exposure analyses with physiologically-based pharmacokinetic (PBPK) models for dose predictions;
- collecting detailed consumption and residue data at the local scale to identify specific type of fish consumed and concentrations in those fish for specific community or tribal assessments; and
- conducting dietary exposure analyses to answer questions of interest related to risk mitigation (e.g., identification of key fish contributing to local exposures; maximum meal sizes relevant to reference doses).

## 5. Conclusions

The health effects of methyl mercury and higher blood levels in A/P/N/M populations have been studied previously. This research extends and is consistent with findings from previous studies. Our probabilistic dietary exposure modeling assessment advances the science by using the large and recent data bases from NHANES and TDS to explore reasons for higher MeHg blood levels, and to estimate MeHg exposure via fish consumption by age, gender, race/ethnicity (specifically, A/P/N/M groups), and type of fish. The SHEDS-Dietary model, previously evaluated for arsenic in Xue et al. 2010a, yielded MeHg predictions consistent with the NHANES blood level data. In addition, the blood organic mercury analyses in this paper using the expanded



NHANES database are consistent with previous results. We found that A/P/N/M racial/ethnic groups have higher dietary MeHg exposures from fish consumption than other populations. Correlations of modeled dietary exposure predictions with NHANES blood biomarker levels suggest that fish consumption is a key exposure pathway for these populations.

Our study reinforces and expands upon previous observations that dietary exposure via fish consumption is an important route for MeHg intake by the general population and an even more important route for racial/ethnic groups with higher fish consumption rates. Specific results in this paper for updated fish consumption rates, with the most recent NHANES data, could be used in future to update the EPA Exposure Factor Handbooks (U.S. EPA 2008). The contributing fish analyses for exposure could be used for public dissemination of risk reduction actions regarding fish intake of specific types.

In summary, our conclusions are the following: (1) SHEDS-Dietary modeling confirms that A/P/N/M populations have higher MeHg exposures than the rest of the population, and allows identification of MeHg intakes by age, gender, ethnicity, and type of fish; (2) Correlations of modeled dietary exposure predictions with NHANES blood biomarker levels suggest that fish consumption is a key exposure pathway for these populations; (3) Statistical analyses of blood methylmercury levels in the (6 times larger) 1999-2006 NHANES database were consistent with previous published results for 1999-2002 data; (4) More research with local-scale data is needed to better estimate fish consumption exposure for specific communities and tribes; and (5) This research has important implications for risk reduction recommendations related to fish consumption.

## REFERENCES

Bjornberg KA, Vahter M, Grawe KP, Berglund M. 2005. Methyl mercury exposure in Swedish women with high fish consumption. *Sci Total Environ* 341: 45-52.

Carvalho CM, Matos AI, Mateus ML, Santos AP, Batoreu MC. 2008. High-fish consumption and risk prevention: assessment of exposure to methylmercury in Portugal. *J Toxicol Environ Health A* 71: 1279-1288.

Diez S. 2009. Human health effects of methylmercury exposure. *Rev Environ Contam Toxicol* 198: 111-132.

FAO/WHO, 1999, Summary and conclusions, 53<sup>rd</sup> meeting of the joint FAO/WHO expert committee on food additives (Rome: FAO), p.8.

FDA (Food and Drug Administration). 1991-2004. Total Diet Study—Analytical Results.

Available:<http://www.fda.gov/Food/FoodSafety/FoodContaminantsAdulteration/TotalDietStudy/ucm184293.htm> [accessed 16 November 2009].

Harada M. 1995. Minamata disease: methylmercury poisoning in Japan caused by environmental pollution. *Crit Rev Toxicol* 25: 1-24.

Harada M, Nakanishi J, Konuma S, Ohno K, Kimura T, Yamaguchi H, et al. 1998. The present mercury contents of scalp hair and clinical symptoms in inhabitants of the Minamata area. *Environ Res* 77: 160-164.

Hightower JM, Moore D. 2003. Mercury levels in high-end consumers of fish. *Environ Health Perspect* 111: 604-608.

Hightower JM, O'Hare A, Hernandez GT. 2006. Blood mercury reporting in NHANES: identifying Asian, Pacific Islander, Native American, and multiracial groups. *Environ Health Perspect* 114: 173-175.

Knobeloch L, Steenport D, Schrank C, Anderson H. 2006. Methylmercury exposure in Wisconsin: A case study series. *Environ Res* 101: 113-122.

Knobeloch L, Giori G, Anderson H. 2007. Assessment of methylmercury exposure in Wisconsin. *Environ Res* 103: 205-210.

Mahaffey KR. 1998. Methylmercury exposure and neurotoxicity. *JAMA* 280: 737-738.

Mahaffey KR, Clickner RP, Bodurow CC. 2004. Blood organic mercury and dietary mercury intake: National Health and Nutrition Examination Survey, 1999 and 2000. *Environ Health Perspect* 112: 562-570.

Mancini JD, Autio DM, Atchison WD. 2009. Continuous exposure to low concentrations of methylmercury impairs cerebellar granule cell migration in organotypic slice culture. *Neurotoxicology* 30: 203-208.

McDowell MA, Dillon CF, Osterloh J, Bolger PM, Pellizzari E, Fernando R, et al. 2004. Hair mercury levels in U.S. children and women of childbearing age: reference range data from NHANES 1999-2000. *Environ Health Perspect* 112: 1165-1171.

MHLW. 2004. The ministry of Health, Labor and Welfare, Japan. <http://www.aff.go.jp/fisheat/table2-040817.htm>

NHANES. National Health and Nutrition Examination Survey. <http://www.cdc.gov/nchs/about/major/nhanes/dataatblelink.htm> [accessed 16, November 2009].

Rice, DC, Schoeny, R Mahaffey, K. (2003). Methods and rationale for derivation of a reference dose for methylmercury by the U.S. EPA. *Risk Anal* 23:107-115. SHEDS. 2007. Scientific Advisory Panel Review. [http://www.epa.gov/scipoly/SAP/meetings/2007/081407\\_mtg.htm#materials](http://www.epa.gov/scipoly/SAP/meetings/2007/081407_mtg.htm#materials) [accessed 16, November 2009].

Sirot V, Guerin T, Mauras Y, Garraud H, Volatier JL, Leblanc JC. 2008. Methylmercury exposure assessment using dietary and biomarker data among frequent seafood consumers in France CALIPSO study. *Environ Res* 107: 30-38.

U.S. EPA. 2000. Food Consumption Intake by Individuals. Documentation (1/11/2000) and raw data files are available on the FCID CD-ROM. See U.S. EPA (2004) website.

U.S. EPA. 2001. Water quality criterion for the protection of human health: Methyl mercury. U.S. Environmental Protection Agency, Washington, DC, EPA 0823-R-01-001.

U.S. EPA. 2008. Child-Specific Exposure Factors Handbook (Final Report). U.S. Environmental Protection Agency, Washington, DC, EPA/600/R-06/096F.

WHO. 1990. Methylmercury. (Environmental Health Criteria).

Xue J, Zartarian VG, Ozkaynak H, Dang W, Glen G, Smith L, et al. 2006. A probabilistic arsenic exposure assessment for children who contact chromated copper arsenate (CCA)-treated playsets and decks, Part 2: Sensitivity and uncertainty analyses. *Risk Anal* 26: 533-541.

Xue J, Zartarian V, Wang S-W, Liu SV, Georgopoulos P. 2010a. Probabilistic Modeling of Dietary Arsenic Exposure and Dose and Evaluation with 2003—2004 NHANES Data. *Environ Health Perspect* 118: 345-350.

Xue J., Zartarian V.G., Nako S. 2010b. The Stochastic Human Exposure and Dose Simulation (SHEDS)-Dietary Model Technical Manual. Prepared for the July 20-22, 2010 EPA FIFRA SAP,

Crystal City, VA ([http://www.epa.gov/heasd/products/sheds\\_multimedia/files/SHEDS\\_Dietary\\_TechManual\\_06-16-2010\\_FINAL.pdf](http://www.epa.gov/heasd/products/sheds_multimedia/files/SHEDS_Dietary_TechManual_06-16-2010_FINAL.pdf)).

Yokoo EM, Valente JG, Grattan L, Schmidt SL, Platt I, Silbergeld EK. 2003. Low level methylmercury exposure affects neuropsychological function in adults. *Environ Health* 2: 8.

Zartarian VG, Xue J, Ozkaynak H, Dang W, Glen G, Smith L, et al. 2006. A probabilistic arsenic exposure assessment for children who contact CCA-treated playsets and decks, Part 1: Model methodology, variability results, and model evaluation. *Risk Anal* 26: 515-531.

Xue J, Zartarian VG, Ozkaynak H, Dang W, Glen G, Smith L, et al. 2006. A probabilistic arsenic exposure assessment for children who contact CCA-treated playsets and decks, Part 2: Sensitivity and Uncertainty Analyses. *Risk Anal* 26(2): 533-541.

Zhang Y, Nakai S, Masunaga S. 2009. An exposure assessment of methyl mercury via fish consumption for the Japanese population. *Risk Anal* 29: 1281-1291.



U.S. F



Department of  
Health and  
Human Services

[FDA Home Page](#) | [CFSAN Home](#) | [Search/Subject Index](#) | [Q & A](#) | [Help](#)

CFSAN/Office of Seafood

38047

## MERCURY IN FISH: FDA MONITORING PROGRAM (1990-2003)

[Return to Advisory on Mercury in Seafood](#)

[See also Mercury Levels in Commercial Fish and Shellfish](#)

Table 1. Data of Mercury in Fish

SAMPLE DESCRIPTION	ELEMENT MEASUION (PPM)	YEAR
SWORDFISH	Methylmercury	0.59 1990
SWORDFISH	Methylmercury	0.72 1990
SWORDFISH	Methylmercury	0.78 1990
SWORDFISH	Methylmercury	0.82 1990
SWORDFISH	Methylmercury	0.82 1990
SWORDFISH	Methylmercury	0.89 1990
SWORDFISH	Methylmercury	0.9 1990
SWORDFISH	Methylmercury	0.91 1990
SWORDFISH	Methylmercury	0.92 1990
SWORDFISH	Methylmercury	0.96 1990
SWORDFISH	Methylmercury	1.07 1990
SWORDFISH	Methylmercury	1.3 1990
SWORDFISH	Methylmercury	1.6 1990
SWORDFISH	Methylmercury	1.86 1990
SWORDFISH	Methylmercury	2.14 1990
SWORDFISH	Methylmercury	2.42 1990
BLUEFISH	Methylmercury	0.2 1991
CATFISH	Methylmercury	ND 1991
CATFISH	Methylmercury	ND 1991
CATFISH	Methylmercury	ND 1991
CATFISH	Methylmercury	ND 1991
CATFISH	Methylmercury	ND 1991
CATFISH	Methylmercury	ND 1991
CATFISH	Methylmercury	ND 1991
CATFISH	Methylmercury	ND 1991
CATFISH	Methylmercury	0.11 1991
COD	Methylmercury	ND 1991
COD	Methylmercury	ND 1991
FLATFISH: FLOUNDER	Methylmercury	ND 1991
FLATFISH: FLOUNDER	Methylmercury	0.07 1991

FLATFISH: FLOUNDER	Methylmercury	0.08	1991
FLATFISH: SOLE PETRALE	Methylmercury	0.08	1991
GROUPE	Methylmercury	0.35	1991
HADDOCK	Methylmercury	ND	1991
MACKEREL	Methylmercury	0.1	1991
MACKEREL	Methylmercury	0.17	1991
MAHI MAHI	Methylmercury	0.12	1991
MAHI MAHI	Methylmercury	0.18	1991
MAHI MAHI	Methylmercury	0.21	1991
MULLET	Methylmercury	ND	1991
MULLET	Methylmercury	0.27	1991
ORANGE ROUGHY	Methylmercury	0.49	1991
ORANGE ROUGHY	Methylmercury	0.58	1991
PERCH FRESHWATER	Methylmercury	ND	1991
PERCH FRESHWATER	Methylmercury	0.31	1991
PERCH FRESHWATER	Methylmercury	0.09	1991
PERCH OCEAN	Methylmercury	ND	1991
PERCH OCEAN	Methylmercury	ND	1991
PERCH OCEAN	Methylmercury	ND	1991
PERCH OCEAN	Methylmercury	0.03	1991
PICKEREL	Methylmercury	ND	1991
PICKEREL	Methylmercury	ND	1991
PICKEREL YELLOW	Methylmercury	ND	1991
PICKEREL YELLOW	Methylmercury	0.06	1991
POLLOCK	Methylmercury	ND	1991
POLLOCK	Methylmercury	ND	1991
POLLOCK	Methylmercury	ND	1991
POLLOCK	Methylmercury	0.09	1991
POLLOCK	Methylmercury	0.09	1991
SALMON	Methylmercury	0.11	1991
SALMON COHO	Methylmercury	ND	1991
ROCKFISH	Methylmercury	0.07	1991
SEA BASS STRIPED	Methylmercury	ND	1991
SHARK	Methylmercury	0.23	1991
SHARK	Methylmercury	0.37	1991
SHARK	Methylmercury	0.67	1991
SHARK	Methylmercury	0.91	1991
SHARK	Methylmercury	1.49	1991
SHARK	Methylmercury	1.51	1991
SHARK	Methylmercury	1.4	1991
SHARK	Methylmercury	1.6	1991
SHARK	Methylmercury	2.6	1991
SHARK	Methylmercury	2.95	1991
SHARK MAKO	Methylmercury	0.46	1991
SHARK MAKO	Methylmercury	0.48	1991
SHARK MAKO	Methylmercury	0.51	1991
SHARK MAKO	Methylmercury	0.76	1991
SHARK MAKO	Methylmercury	0.84	1991
SHARK MAKO	Methylmercury	1.07	1991
SNAPPER RED	Methylmercury	0.07	1991
SNAPPER RED	Methylmercury	0.17	1991

SNAPPER RED	Methylmercury	0.26	1991
SWORDFISH	Methylmercury	ND	1991
SWORDFISH	Methylmercury	0.44	1991
SWORDFISH	Methylmercury	0.45	1991
SWORDFISH	Methylmercury	0.49	1991
SWORDFISH	Methylmercury	0.52	1991
SWORDFISH	Methylmercury	0.53	1991
SWORDFISH	Methylmercury	0.53	1991
SWORDFISH	Methylmercury	0.59	1991
SWORDFISH	Methylmercury	0.61	1991
SWORDFISH	Methylmercury	0.61	1991
SWORDFISH	Methylmercury	0.63	1991
SWORDFISH	Methylmercury	0.66	1991
SWORDFISH	Methylmercury	0.67	1991
SWORDFISH	Methylmercury	0.68	1991
SWORDFISH	Methylmercury	0.71	1991
SWORDFISH	Methylmercury	0.75	1991
SWORDFISH	Methylmercury	0.77	1991
SWORDFISH	Methylmercury	0.79	1991
SWORDFISH	Methylmercury	0.8	1991
SWORDFISH	Methylmercury	0.84	1991
SWORDFISH	Methylmercury	0.85	1991
SWORDFISH	Methylmercury	0.85	1991
SWORDFISH	Methylmercury	0.86	1991
SWORDFISH	Methylmercury	0.87	1991
SWORDFISH	Methylmercury	0.88	1991
SWORDFISH	Methylmercury	0.91	1991
SWORDFISH	Methylmercury	0.97	1991
SWORDFISH	Methylmercury	0.98	1991
SWORDFISH	Methylmercury	1.03	1991
SWORDFISH	Methylmercury	1.04	1991
SWORDFISH	Methylmercury	1.05	1991
SWORDFISH	Methylmercury	1.05	1991
SWORDFISH	Methylmercury	1.09	1991
SWORDFISH	Methylmercury	1.1	1991
SWORDFISH	Methylmercury	1.27	1991
SWORDFISH	Methylmercury	1.28	1991
SWORDFISH	Methylmercury	1.29	1991
SWORDFISH	Methylmercury	1.57	1991
SWORDFISH	Methylmercury	1.6	1991
SWORDFISH	Methylmercury	1.8	1991
SWORDFISH	Methylmercury	2.36	1991
TILAPIA	Methylmercury	ND	1991
TILAPIA	Methylmercury	ND	1991
TILAPIA	Methylmercury	ND	1991
TILAPIA	Methylmercury	ND	1991
TILAPIA	Methylmercury	ND	1991
TILAPIA	Methylmercury	ND	1991
TILAPIA	Methylmercury	0.02	1991
TILAPIA	Methylmercury	0.07	1991
TROUT FRESHWATER	Methylmercury	ND	1991

[illegible]

[illegible]



[illegible]

TUNA CANNED	Methylmercury	0.46	1991
TUNA CANNED	Methylmercury	0.46	1991
TUNA CANNED	Methylmercury	0.46	1991
TUNA CANNED	Methylmercury	0.46	1991
TUNA CANNED	Methylmercury	0.48	1991
TUNA CANNED	Methylmercury	0.519	1991
TUNA CANNED	Methylmercury	0.53	1991
TUNA CANNED	Methylmercury	0.57	1991
TUNA CANNED	Methylmercury	0.58	1991
TUNA CANNED	Methylmercury	0.58	1991
TUNA CANNED	Methylmercury	0.752	1991
TUNA CANNED	Methylmercury	0.15	1991
TUNA CANNED	Methylmercury	0.32	1991
TUNA CANNED	Methylmercury	0.1	1991
TUNA CANNED	Methylmercury	0.12	1991
TUNA CANNED	Methylmercury	0	1991
TUNA CANNED	Methylmercury	0.14	1991
TUNA CANNED	Methylmercury	0.4	1991
TUNA CANNED	Methylmercury	ND	1991
TUNA CANNED	Methylmercury	ND	1991
TUNA CANNED	Methylmercury	ND	1991
TUNA CANNED (ALBACORE IN V	Methylmercury	ND	1991
TUNA CANNED (ALBACORE IN V	Methylmercury	0.35	1991
TUNA CANNED (ALBACORE IN V	Methylmercury	0.42	1991
TUNA CANNED (ALBACORE IN V	Methylmercury	0.49	1991
TUNA CANNED (ALBACORE WHI	Methylmercury	0.09	1991
TUNA CANNED (LIGHT CHUNK)	Methylmercury	ND	1991
TUNA CANNED (LIGHT CHUNK)	Methylmercury	ND	1991
TUNA CANNED (LIGHT CHUNK)	Methylmercury	ND	1991
TUNA CANNED (LIGHT CHUNK)	Methylmercury	0.11	1991
TUNA CANNED (LIGHT)	Methylmercury	ND	1991
TUNA FR/FZN	Methylmercury	ND	1991
TUNA FR/FZN	Methylmercury	0.09	1991
WALLEYE	Methylmercury	ND	1991
WALLEYE	Methylmercury	ND	1991
WALLEYE	Methylmercury	0.16	1991
WEAKFISH (SEA TROUT)	Methylmercury	ND	1991
WEAKFISH (SEA TROUT)	Methylmercury	0.11	1991
WHITEFISH	Methylmercury	ND	1991
WHITEFISH	Methylmercury	ND	1991
WHITEFISH	Methylmercury	ND	1991
WHITEFISH	Methylmercury	ND	1991
WHITEFISH	Methylmercury	ND	1991
WHITEFISH	Methylmercury	0.04	1991
WHITING	Methylmercury	ND	1991
CLAMS	Methylmercury	ND	1991
CLAMS	Methylmercury	ND	1991
CLAMS	Methylmercury	ND	1991
CLAMS	Methylmercury	ND	1991
CLAMS	Methylmercury	ND	1991
OYSTERS	Methylmercury	ND	1991

[illegible]

CRAB	Methylmercury	ND	1991
CRAB	Methylmercury	ND	1991
CRAB	Methylmercury	ND	1991
CRAB	Methylmercury	ND	1991
CRAB	Methylmercury	ND	1991
CRAB	Methylmercury	ND	1991
CRAB	Methylmercury	ND	1991
CRAB	Methylmercury	0.02	1991
CRAB	Methylmercury	0.03	1991
CRAB	Methylmercury	0.05	1991
CRAB	Methylmercury	0.05	1991
CRAB	Methylmercury	0.05	1991
CRAB	Methylmercury	0.08	1991
CRAB	Methylmercury	0.08	1991
CRAB	Methylmercury	0.09	1991
CRAB	Methylmercury	0.09	1991
CRAB	Methylmercury	0.11	1991
CRAB	Methylmercury	0.14	1991
CRAB	Methylmercury	0.14	1991
CRAB	Methylmercury	0.15	1991
CRAB	Methylmercury	ND	1991
CRAB	Methylmercury	ND	1991
CRAB	Methylmercury	0.06	1991
CRAB SNOW	Methylmercury	0.05	1991
CRAWFISH	Methylmercury	ND	1991
LOBSTER	Methylmercury	0.1	1991
LOBSTER	Methylmercury	0.14	1991
LOBSTER	Methylmercury	0.14	1991
LOBSTER	Methylmercury	ND	1991
LOBSTER SPINY	Methylmercury	0.02	1991
SHRIMP	Methylmercury	ND	1991
SHRIMP	Methylmercury	ND	1991
SHRIMP	Methylmercury	ND	1991
SHRIMP	Methylmercury	ND	1991
SHRIMP	Methylmercury	ND	1991
SHRIMP	Methylmercury	ND	1991
SHRIMP	Methylmercury	ND	1991
SHRIMP	Methylmercury	ND	1991
SHRIMP	Methylmercury	ND	1991
SHRIMP	Methylmercury	ND	1991
SHRIMP	Methylmercury	ND	1991
SHRIMP	Methylmercury	ND	1991
SHRIMP	Methylmercury	ND	1991
SHRIMP	Methylmercury	ND	1991
SHRIMP	Methylmercury	ND	1991
SHRIMP	Methylmercury	ND	1991
SHRIMP PINK	Methylmercury	ND	1991
SHRIMP ROCK	Methylmercury	ND	1991
FRESHWATER: BASS LARGE MC	Methylmercury	0.147	1992
FRESHWATER: BASS	Methylmercury	0.34	1992
CARP	Methylmercury	0.01	1992

CATFISH	Methylmercury	ND	1992
CATFISH	Methylmercury	0.04	1992
CATFISH	Methylmercury	0.06	1992
CATFISH	Methylmercury	0.229	1992
CATFISH	Methylmercury	0.314	1992
FLATFISH: FLOUNDER	Methylmercury	ND	1992
FLATFISH: FLOUNDER	Methylmercury	0.072	1992
FLATFISH: PLAICE AMERICAN	Methylmercury	ND	1992
GROUPE	Methylmercury	0.48	1992
HALIBUT	Methylmercury	ND	1992
HALIBUT	Methylmercury	0.53	1992
MACKEREL	Methylmercury	ND	1992
MAHI MAHI	Methylmercury	0.11	1992
MARLIN	Methylmercury	0.1	1992
MARLIN	Methylmercury	0.25	1992
MARLIN	Methylmercury	0.31	1992
MARLIN	Methylmercury	0.32	1992
MARLIN	Methylmercury	0.35	1992
MARLIN	Methylmercury	0.35	1992
MARLIN	Methylmercury	0.36	1992
MARLIN	Methylmercury	0.53	1992
MARLIN	Methylmercury	0.6	1992
MARLIN	Methylmercury	0.83	1992
MARLIN	Methylmercury	0.92	1992
MARLIN BLACK	Methylmercury	0.39	1992
MARLIN BLUE	Methylmercury	0.39	1992
ORANGE ROUGHY	Methylmercury	0.42	1992
ORANGE ROUGHY	Methylmercury	0.57	1992
ORANGE ROUGHY	Methylmercury	0.71	1992
POLLOCK	Methylmercury	ND	1992
POLLOCK	Methylmercury	0.1	1992
SALMON	Methylmercury	ND	1992
SALMON ATLANTIC	Methylmercury	ND	1992
SALMON ATLANTIC	Methylmercury	ND	1992
SALMON ATLANTIC	Methylmercury	ND	1992
SALMON ATLANTIC	Methylmercury	ND	1992
SALMON CANNED	Methylmercury	ND	1992
SALMON CANNED	Methylmercury	ND	1992
SALMON CANNED	Methylmercury	ND	1992
SALMON CANNED	Methylmercury	ND	1992
SALMON CANNED	Methylmercury	ND	1992
SALMON CANNED	Methylmercury	ND	1992
SALMON CANNED	Methylmercury	ND	1992
SALMON CANNED	Methylmercury	ND	1992
SALMON CANNED	Methylmercury	ND	1992
SALMON CANNED	Methylmercury	ND	1992
SALMON CANNED	Methylmercury	ND	1992
SALMON CANNED	Methylmercury	ND	1992
SALMON CANNED	Methylmercury	ND	1992
SALMON CANNED PINK	Methylmercury	ND	1992
SALMON CANNED PINK	Methylmercury	ND	1992
SALMON CHUM	Methylmercury	ND	1992

SALMON CHUM	Methylmercury	ND	1992
SALMON CHUM	Methylmercury	ND	1992
SALMON CHUM	Methylmercury	ND	1992
SALMON COHO	Methylmercury	ND	1992
SALMON COHO	Methylmercury	0.18	1992
SALMON KING (FARMED)	Methylmercury	ND	1992
SALMON KING (FARMED)	Methylmercury	ND	1992
SALMON PINK	Methylmercury	ND	1992
SALMON PINK	Methylmercury	ND	1992
SALMON PINK	Methylmercury	ND	1992
SEA BASS SPOTTED	Methylmercury	0.18	1992
SHARK	Methylmercury	0.31	1992
SHARK	Methylmercury	0.32	1992
SHARK	Methylmercury	0.34	1992
SHARK	Methylmercury	0.38	1992
SHARK	Methylmercury	0.46	1992
SHARK	Methylmercury	0.59	1992
SHARK	Methylmercury	0.61	1992
SHARK	Methylmercury	0.62	1992
SHARK	Methylmercury	0.75	1992
SHARK	Methylmercury	0.77	1992
SHARK	Methylmercury	0.79	1992
SHARK	Methylmercury	0.8	1992
SHARK	Methylmercury	0.84	1992
SHARK	Methylmercury	0.84	1992
SHARK	Methylmercury	0.93	1992
SHARK	Methylmercury	0.93	1992
SHARK	Methylmercury	0.97	1992
SHARK	Methylmercury	0.979	1992
SHARK	Methylmercury	0.98	1992
SHARK	Methylmercury	0.99	1992
SHARK	Methylmercury	1.02	1992
SHARK	Methylmercury	1.03	1992
SHARK	Methylmercury	1.06	1992
SHARK	Methylmercury	1.08	1992
SHARK	Methylmercury	1.32	1992
SHARK	Methylmercury	1.35	1992
SHARK	Methylmercury	1.36	1992
SHARK	Methylmercury	1.46	1992
SHARK	Methylmercury	1.53	1992
SHARK	Methylmercury	2	1992
SHARK	Methylmercury	2.39	1992
SHARK	Methylmercury	0.3	1992
SHARK	Methylmercury	0.53	1992
SHARK	Methylmercury	0.71	1992
SHARK	Methylmercury	0.72	1992
SHARK	Methylmercury	0.79	1992
SHARK	Methylmercury	0.92	1992
SHARK	Methylmercury	1	1992
SHARK	Methylmercury	1.34	1992
SHARK	Methylmercury	1.5	1992

SHARK	Methylmercury	1.65	1992
SHARK	Methylmercury	1.84	1992
SHARK BLACKTIP	Methylmercury	0.23	1992
SHARK BLACKTIP	Methylmercury	0.46	1992
SHARK BLACKTIP	Methylmercury	0.53	1992
SHARK BLACKTIP	Methylmercury	0.62	1992
SHARK BLACKTIP	Methylmercury	0.75	1992
SHARK BLACKTIP	Methylmercury	0.76	1992
SHARK BLACKTIP	Methylmercury	0.8	1992
SHARK BLACKTIP	Methylmercury	0.83	1992
SHARK BLACKTIP	Methylmercury	0.903	1992
SHARK BLACKTIP	Methylmercury	0.948	1992
SHARK BLACKTIP	Methylmercury	0.95	1992
SHARK BLACKTIP	Methylmercury	1	1992
SHARK BLACKTIP	Methylmercury	1.13	1992
SHARK BLACKTIP	Methylmercury	1.14	1992
SHARK BLACKTIP	Methylmercury	1.2	1992
SHARK BLACKTIP	Methylmercury	1.24	1992
SHARK BLACKTIP	Methylmercury	1.42	1992
SHARK BLACKTIP	Methylmercury	1.51	1992
SHARK BLACKTIP	Methylmercury	1.57	1992
SHARK BLACKTIP	Methylmercury	1.95	1992
SHARK BLACKTIP	Methylmercury	2.07	1992
SHARK BLACKTIP	Methylmercury	2.1	1992
SHARK BLACKTIP	Methylmercury	2.24	1992
SHARK BLACKTIP	Methylmercury	2.7	1992
SHARK BLACKTIP	Methylmercury	2.79	1992
SHARK BLACKTIP	Methylmercury	0.23	1992
SHARK BLACKTIP	Methylmercury	0.35	1992
SHARK BLACKTIP	Methylmercury	0.41	1992
SHARK BLACKTIP	Methylmercury	0.46	1992
SHARK BLACKTIP	Methylmercury	0.48	1992
SHARK BLACKTIP	Methylmercury	0.51	1992
SHARK BLACKTIP	Methylmercury	0.69	1992
SHARK BLACKTIP	Methylmercury	0.72	1992
SHARK BLACKTIP	Methylmercury	0.93	1992
SHARK BLACKTIP	Methylmercury	0.96	1992
SHARK BLACKTIP	Methylmercury	0.96	1992
SHARK BLACKTIP	Methylmercury	1.19	1992
SHARK BLACKTIP	Methylmercury	1.27	1992
SHARK BLACKTIP	Methylmercury	2.47	1992
SHARK BLACKTIP	Methylmercury	3.9	1992
SHARK DOGFISH	Methylmercury	0.381	1992
SHARK DOGFISH	Methylmercury	0.46	1992
SHARK DOGFISH	Methylmercury	0.47	1992
SHARK DOGFISH	Methylmercury	0.47	1992
SHARK DOGFISH	Methylmercury	0.57	1992
SHARK DOGFISH	Methylmercury	0.68	1992
SHARK HAMMERHEAD	Methylmercury	1.65	1992
SHARK MAKO	Methylmercury	0.32	1992
SHARK MAKO	Methylmercury	0.36	1992

SHARK MAKO	Methylmercury	0.36	1992
SHARK MAKO	Methylmercury	0.45	1992
SHARK MAKO	Methylmercury	0.468	1992
SHARK MAKO	Methylmercury	0.47	1992
SHARK MAKO	Methylmercury	0.59	1992
SHARK MAKO	Methylmercury	0.62	1992
SHARK MAKO	Methylmercury	0.65	1992
SHARK MAKO	Methylmercury	0.65	1992
SHARK MAKO	Methylmercury	0.73	1992
SHARK MAKO	Methylmercury	0.801	1992
SHARK MAKO	Methylmercury	0.93	1992
SHARK MAKO	Methylmercury	0.95	1992
SHARK MAKO	Methylmercury	0.96	1992
SHARK MAKO	Methylmercury	1.04	1992
SHARK MAKO	Methylmercury	1.14	1992
SHARK MAKO	Methylmercury	1.42	1992
SHARK MAKO	Methylmercury	1.49	1992
SHARK MAKO	Methylmercury	1.63	1992
SHARK MAKO	Methylmercury	1.74	1992
SHARK MAKO	Methylmercury	1.76	1992
SHARK MAKO	Methylmercury	1.93	1992
SHARK SANDBAR	Methylmercury	0.56	1992
SHARK SANDBAR	Methylmercury	0.64	1992
SHARK SANDBAR	Methylmercury	0.65	1992
SHARK SANDBAR	Methylmercury	0.83	1992
SHARK SANDBAR	Methylmercury	0.95	1992
SHARK SANDBAR	Methylmercury	0.96	1992
SHARK SANDBAR	Methylmercury	1	1992
SHARK SANDBAR	Methylmercury	4.54	1992
SHARK THRESHER	Methylmercury	0.43	1992
SHARK THRESHER	Methylmercury	0.44	1992
SHARK THRESHER	Methylmercury	0.49	1992
SHARK THRESHER	Methylmercury	0.51	1992
SHARK THRESHER	Methylmercury	0.54	1992
SHARK THRESHER	Methylmercury	0.58	1992
SHARK THRESHER	Methylmercury	0.75	1992
SHARK THRESHER	Methylmercury	0.8	1992
SHARK THRESHER	Methylmercury	0.87	1992
SHARK THRESHER	Methylmercury	0.93	1992
SHARK THRESHER	Methylmercury	0.96	1992
SHARK THRESHER	Methylmercury	1.07	1992
SHARK THRESHER	Methylmercury	1.15	1992
SHARK THRESHER	Methylmercury	1.3	1992
SNAPPER	Methylmercury	0.12	1992
SNAPPER	Methylmercury	0.14	1992
SNAPPER RED	Methylmercury	ND	1992
SUCKER (BUFFALO FISH)	Methylmercury	0.05	1992
SUCKER (BUFFALO FISH)	Methylmercury	0.09	1992
SUCKER (BUFFALO FISH)	Methylmercury	0.194	1992
SUCKER (BUFFALO FISH)	Methylmercury	0.43	1992
SWORDFISH	Methylmercury	0.3	1992



SWORDFISH	Methylmercury	2.52	1992
SWORDFISH	Methylmercury	0.124	1992
SWORDFISH	Methylmercury	0.263	1992
SWORDFISH	Methylmercury	0.36	1992
SWORDFISH	Methylmercury	0.36	1992
SWORDFISH	Methylmercury	0.374	1992
SWORDFISH	Methylmercury	0.4	1992
SWORDFISH	Methylmercury	0.45	1992
SWORDFISH	Methylmercury	0.46	1992
SWORDFISH	Methylmercury	0.52	1992
SWORDFISH	Methylmercury	0.57	1992
SWORDFISH	Methylmercury	0.59	1992
SWORDFISH	Methylmercury	0.6	1992
SWORDFISH	Methylmercury	0.6	1992
SWORDFISH	Methylmercury	0.6	1992
SWORDFISH	Methylmercury	0.61	1992
SWORDFISH	Methylmercury	0.62	1992
SWORDFISH	Methylmercury	0.62	1992
SWORDFISH	Methylmercury	0.63	1992
SWORDFISH	Methylmercury	0.64	1992
SWORDFISH	Methylmercury	0.64	1992
SWORDFISH	Methylmercury	0.65	1992
SWORDFISH	Methylmercury	0.65	1992
SWORDFISH	Methylmercury	0.66	1992
SWORDFISH	Methylmercury	0.67	1992
SWORDFISH	Methylmercury	0.675	1992
SWORDFISH	Methylmercury	0.68	1992
SWORDFISH	Methylmercury	0.69	1992
SWORDFISH	Methylmercury	0.69	1992
SWORDFISH	Methylmercury	0.69	1992
SWORDFISH	Methylmercury	0.7	1992
SWORDFISH	Methylmercury	0.71	1992
SWORDFISH	Methylmercury	0.71	1992
SWORDFISH	Methylmercury	0.72	1992
SWORDFISH	Methylmercury	0.72	1992
SWORDFISH	Methylmercury	0.73	1992
SWORDFISH	Methylmercury	0.73	1992
SWORDFISH	Methylmercury	0.75	1992
SWORDFISH	Methylmercury	0.78	1992
SWORDFISH	Methylmercury	0.79	1992
SWORDFISH	Methylmercury	0.8	1992
SWORDFISH	Methylmercury	0.8	1992
SWORDFISH	Methylmercury	0.81	1992
SWORDFISH	Methylmercury	0.82	1992
SWORDFISH	Methylmercury	0.82	1992
SWORDFISH	Methylmercury	0.83	1992
SWORDFISH	Methylmercury	0.85	1992
SWORDFISH	Methylmercury	0.86	1992
SWORDFISH	Methylmercury	0.86	1992
SWORDFISH	Methylmercury	0.863	1992
SWORDFISH	Methylmercury	0.88	1992

SWORDFISH	Methylmercury	0.89	1992
SWORDFISH	Methylmercury	0.904	1992
SWORDFISH	Methylmercury	0.91	1992
SWORDFISH	Methylmercury	0.92	1992
SWORDFISH	Methylmercury	0.92	1992
SWORDFISH	Methylmercury	0.94	1992
SWORDFISH	Methylmercury	0.94	1992
SWORDFISH	Methylmercury	0.96	1992
SWORDFISH	Methylmercury	0.97	1992
SWORDFISH	Methylmercury	0.98	1992
SWORDFISH	Methylmercury	0.98	1992
SWORDFISH	Methylmercury	1.04	1992
SWORDFISH	Methylmercury	1.05	1992
SWORDFISH	Methylmercury	1.06	1992
SWORDFISH	Methylmercury	1.07	1992
SWORDFISH	Methylmercury	1.08	1992
SWORDFISH	Methylmercury	1.1	1992
SWORDFISH	Methylmercury	1.1	1992
SWORDFISH	Methylmercury	1.11	1992
SWORDFISH	Methylmercury	1.15	1992
SWORDFISH	Methylmercury	1.16	1992
SWORDFISH	Methylmercury	1.17	1992
SWORDFISH	Methylmercury	1.19	1992
SWORDFISH	Methylmercury	1.2	1992
SWORDFISH	Methylmercury	1.24	1992
SWORDFISH	Methylmercury	1.27	1992
SWORDFISH	Methylmercury	1.28	1992
SWORDFISH	Methylmercury	1.3	1992
SWORDFISH	Methylmercury	1.3	1992
SWORDFISH	Methylmercury	1.32	1992
SWORDFISH	Methylmercury	1.33	1992
SWORDFISH	Methylmercury	1.35	1992
SWORDFISH	Methylmercury	1.36	1992
SWORDFISH	Methylmercury	1.38	1992
SWORDFISH	Methylmercury	1.47	1992
SWORDFISH	Methylmercury	1.62	1992
SWORDFISH	Methylmercury	1.64	1992
SWORDFISH	Methylmercury	1.8	1992
SWORDFISH	Methylmercury	1.9	1992
SWORDFISH	Methylmercury	2.12	1992
SWORDFISH	Methylmercury	2.19	1992
SWORDFISH	Methylmercury	2.25	1992
SWORDFISH	Methylmercury	2.28	1992
SWORDFISH	Methylmercury	2.35	1992
SWORDFISH	Methylmercury	2.35	1992
SWORDFISH	Methylmercury	2.37	1992
SWORDFISH	Methylmercury	2.81	1992
SWORDFISH	Methylmercury	2.94	1992
SWORDFISH	Methylmercury	3.14	1992
SWORDFISH	Methylmercury	3.22	1992
SWORDFISH	Methylmercury	0.31	1992

SWORDFISH	Methylmercury	0.72	1992
TILAPIA	Methylmercury	ND	1992
TUNA	Methylmercury	0	1992
TUNA	Methylmercury	0.004	1992
TUNA	Methylmercury	0.02	1992
TUNA	Methylmercury	0.03	1992
TUNA	Methylmercury	0.05	1992
TUNA	Methylmercury	0.05	1992
TUNA	Methylmercury	0.05	1992
TUNA	Methylmercury	0.066	1992
TUNA	Methylmercury	0.07	1992
TUNA	Methylmercury	0.09	1992
TUNA	Methylmercury	0.1	1992
TUNA	Methylmercury	0.11	1992
TUNA	Methylmercury	0.12	1992
TUNA	Methylmercury	0.14	1992
TUNA	Methylmercury	0.24	1992
TUNA	Methylmercury	0.32	1992
TUNA	Methylmercury	0.51	1992
TUNA	Methylmercury	0.57	1992
TUNA	Methylmercury	0.85	1992
TUNA	Methylmercury	0.9	1992
TUNA CANNED	Methylmercury	ND	1992
TUNA CANNED	Methylmercury	ND	1992
TUNA CANNED	Methylmercury	ND	1992
TUNA CANNED	Methylmercury	ND	1992
TUNA CANNED	Methylmercury	ND	1992
TUNA CANNED	Methylmercury	ND	1992
TUNA CANNED	Methylmercury	ND	1992
TUNA CANNED	Methylmercury	ND	1992
TUNA CANNED	Methylmercury	ND	1992
TUNA CANNED	Methylmercury	ND	1992
TUNA CANNED	Methylmercury	0.02	1992
TUNA CANNED	Methylmercury	0.04	1992
TUNA CANNED	Methylmercury	0.06	1992
TUNA CANNED	Methylmercury	0.09	1992
TUNA CANNED	Methylmercury	0.1	1992
TUNA CANNED	Methylmercury	0.11	1992
TUNA CANNED	Methylmercury	0.12	1992
TUNA CANNED	Methylmercury	0.13	1992
TUNA CANNED	Methylmercury	0.131	1992
TUNA CANNED	Methylmercury	0.16	1992
TUNA CANNED	Methylmercury	0.18	1992
TUNA CANNED	Methylmercury	0.21	1992
TUNA CANNED	Methylmercury	0.22	1992
TUNA CANNED	Methylmercury	0.22	1992
TUNA CANNED	Methylmercury	0.24	1992
TUNA CANNED	Methylmercury	0.246	1992
TUNA CANNED	Methylmercury	0.3	1992
TUNA CANNED	Methylmercury	0.32	1992

TUNA CANNED	Methylmercury	0.33	1992
TUNA CANNED	Methylmercury	0.41	1992
TUNA CANNED	Methylmercury	0.44	1992
TUNA CANNED	Methylmercury	0.59	1992
TUNA CANNED	Methylmercury	0.07	1992
TUNA CANNED	Methylmercury	0	1992
TUNA CANNED	Methylmercury	0.06	1992
TUNA CANNED	Methylmercury	0.26	1992
TUNA CANNED	Methylmercury	0.37	1992
TUNA CANNED	Methylmercury	0.4	1992
TUNA CANNED (LIGHT)	Methylmercury	0.852	1992
TUNA FR/FZN	Methylmercury	ND	1992
TUNA FR/FZN	Methylmercury	ND	1992
TUNA FR/FZN	Methylmercury	ND	1992
TUNA FR/FZN	Methylmercury	0.02	1992
TUNA FR/FZN	Methylmercury	0.06	1992
TUNA FR/FZN	Methylmercury	0.07	1992
TUNA FR/FZN	Methylmercury	0.075	1992
TUNA FR/FZN	Methylmercury	0.08	1992
TUNA FR/FZN	Methylmercury	0.099	1992
TUNA FR/FZN	Methylmercury	0.11	1992
TUNA FR/FZN	Methylmercury	0.14	1992
TUNA FR/FZN	Methylmercury	0.15	1992
TUNA FR/FZN	Methylmercury	0.17	1992
TUNA FR/FZN	Methylmercury	0.26	1992
TUNA FR/FZN	Methylmercury	0.33	1992
TUNA FR/FZN	Methylmercury	0.337	1992
TUNA FR/FZN	Methylmercury	0.36	1992
TUNA FR/FZN	Methylmercury	0.4	1992
TUNA FR/FZN	Methylmercury	0.44	1992
TUNA FR/FZN	Methylmercury	0.49	1992
TUNA FR/FZN	Methylmercury	0.53	1992
TUNA FR/FZN	Methylmercury	0.64	1992
TUNA FR/FZN	Methylmercury	0.73	1992
TUNA FR/FZN	Methylmercury	0.79	1992
TUNA FR/FZN	Methylmercury	0.93	1992
TUNA FR/FZN	Methylmercury	0.96	1992
TUNA FR/FZN ABALCORE	Methylmercury	ND	1992
TUNA FR/FZN ABALCORE	Methylmercury	0.41	1992
TUNA FR/FZN ABALCORE	Methylmercury	0.82	1992
WHITEFISH	Methylmercury	ND	1992
WHITEFISH	Methylmercury	0.31	1992
WHITING	Methylmercury	ND	1992
OYSTERS	Methylmercury	ND	1992
CRAB	Methylmercury	ND	1992
CRAB	Methylmercury	ND	1992
SHRIMP	Methylmercury	ND	1992
SHRIMP	Methylmercury	ND	1992
CATFISH	Methylmercury	ND	1993
COD	Methylmercury	0.08	1993
COD	Methylmercury	0.11	1993

COD	Methylmercury	0.12	1993
COD GREY	Methylmercury	0.15	1993
COD GREY	Methylmercury	0.16	1993
COD GREY	Methylmercury	0.16	1993
COD GREY	Methylmercury	0.17	1993
COD GREY	Methylmercury	0.17	1993
COD BLACK	Methylmercury	0.42	1993
FLATFISH: SOLE YELLOWFIN	Methylmercury	0.03	1993
FLATFISH: SOLE YELLOWFIN	Methylmercury	0.03	1993
FLATFISH: SOLE DOVER	Methylmercury	0.09	1993
FLATFISH: SOLE REX	Methylmercury	0.1	1993
HALIBUT	Methylmercury	0.019	1993
HALIBUT	Methylmercury	0.06	1993
HALIBUT	Methylmercury	0.08	1993
HALIBUT	Methylmercury	0.12	1993
HALIBUT	Methylmercury	0.13	1993
HALIBUT	Methylmercury	0.22	1993
HALIBUT	Methylmercury	0.22	1993
HALIBUT	Methylmercury	0.3	1993
HALIBUT	Methylmercury	0.31	1993
HALIBUT	Methylmercury	0.48	1993
MAHI MAHI	Methylmercury	ND	1993
MAHI MAHI	Methylmercury	ND	1993
MARLIN	Methylmercury	0.66	1993
ORANGE ROUGHY	Methylmercury	0.76	1993
POLLOCK	Methylmercury	ND	1993
POLLOCK	Methylmercury	ND	1993
POLLOCK	Methylmercury	0.1	1993
POLLOCK	Methylmercury	0.12	1993
POLLOCK	Methylmercury	0.12	1993
POLLOCK	Methylmercury	0.14	1993
POLLOCK	Methylmercury	0.16	1993
SALMON (MIXED SPECIES)	Methylmercury	ND	1993
SALMON (MIXED SPECIES)	Methylmercury	ND	1993
SALMON ATLANTIC	Methylmercury	ND	1993
SALMON CANNED	Methylmercury	ND	1993
SALMON CANNED	Methylmercury	ND	1993
SALMON CANNED	Methylmercury	ND	1993
SALMON CANNED	Methylmercury	ND	1993
SALMON CANNED	Methylmercury	ND	1993
SALMON CANNED	Methylmercury	ND	1993
SALMON CANNED	Methylmercury	ND	1993
SALMON CANNED	Methylmercury	ND	1993
SALMON CANNED PINK	Methylmercury	ND	1993
SALMON CHUM	Methylmercury	ND	1993
SALMON CHUM	Methylmercury	ND	1993
SALMON CHUM	Methylmercury	0.04	1993
SALMON CHUM	Methylmercury	0.05	1993
SALMON CHUM	Methylmercury	0.06	1993
SALMON PINK	Methylmercury	ND	1993
SALMON PINK	Methylmercury	ND	1993

SALMON PINK	Methylmercury	ND	1993
SALMON	Methylmercury	ND	1993
SALMON	Methylmercury	0.06	1993
SALMON	Methylmercury	0.12	1993
SALMON SOCKEYE	Methylmercury	ND	1993
SEA BASS	Methylmercury	0.1	1993
SEA BASS	Methylmercury	0.44	1993
SHARK	Methylmercury	0.23	1993
SHARK	Methylmercury	0.3	1993
SHARK	Methylmercury	0.48	1993
SHARK	Methylmercury	0.49	1993
SHARK	Methylmercury	0.5	1993
SHARK	Methylmercury	0.5	1993
SHARK	Methylmercury	0.52	1993
SHARK	Methylmercury	0.59	1993
SHARK	Methylmercury	0.6	1993
SHARK	Methylmercury	0.69	1993
SHARK	Methylmercury	0.7	1993
SHARK	Methylmercury	0.74	1993
SHARK	Methylmercury	0.79	1993
SHARK	Methylmercury	0.8	1993
SHARK	Methylmercury	0.85	1993
SHARK	Methylmercury	1.2	1993
SHARK	Methylmercury	1.5	1993
SHARK	Methylmercury	0.62	1993
SHARK	Methylmercury	0.73	1993
SHARK	Methylmercury	0.9	1993
SHARK BLACKTIP	Methylmercury	ND	1993
SHARK BLACKTIP	Methylmercury	0.48	1993
SHARK BLACKTIP	Methylmercury	0.51	1993
SHARK BLACKTIP	Methylmercury	0.53	1993
SHARK BLACKTIP	Methylmercury	1.3	1993
SHARK BONITO	Methylmercury	0.88	1993
SHARK DOGFISH	Methylmercury	0.69	1993
SHARK DOGFISH	Methylmercury	0.78	1993
SHARK DOGFISH	Methylmercury	1.07	1993
SHARK MAKO	Methylmercury	0.52	1993
SHARK MAKO	Methylmercury	0.65	1993
SHARK MAKO	Methylmercury	0.66	1993
SHARK MAKO	Methylmercury	1.16	1993
SHARK MAKO	Methylmercury	1.52	1993
SHARK MAKO	Methylmercury	1.6	1993
SHARK MAKO	Methylmercury	1.9	1993
SHARK MAKO	Methylmercury	2	1993
SHARK MAKO	Methylmercury	2	1993
SHARK MAKO	Methylmercury	2	1993
SHARK MAKO	Methylmercury	2.4	1993
SHARK MAKO	Methylmercury	2.5	1993
SHARK MAKO	Methylmercury	2.7	1993
SHARK MAKO	Methylmercury	2.7	1993
SHARK MAKO	Methylmercury	3.7	1993

SHARK THRESHER	Methylmercury	ND	1993
SHARK THRESHER	Methylmercury	0.36	1993
SHARK THRESHER	Methylmercury	0.5	1993
SHARK THRESHER	Methylmercury	0.56	1993
SHARK THRESHER	Methylmercury	0.69	1993
SHARK THRESHER	Methylmercury	0.7	1993
SHARK THRESHER	Methylmercury	0.71	1993
SHARK THRESHER	Methylmercury	0.71	1993
SHARK THRESHER	Methylmercury	0.78	1993
SHARK THRESHER	Methylmercury	0.82	1993
SHARK THRESHER	Methylmercury	0.88	1993
SHARK THRESHER	Methylmercury	0.96	1993
SHARK THRESHER	Methylmercury	0.99	1993
SHARK THRESHER	Methylmercury	1.1	1993
SHARK THRESHER	Methylmercury	1.51	1993
SWORDFISH	Methylmercury	0.23	1993
SWORDFISH	Methylmercury	1.06	1993
SWORDFISH	Methylmercury	0	1993
SWORDFISH	Methylmercury	0.15	1993
SWORDFISH	Methylmercury	0.16	1993
SWORDFISH	Methylmercury	0.18	1993
SWORDFISH	Methylmercury	0.23	1993
SWORDFISH	Methylmercury	0.24	1993
SWORDFISH	Methylmercury	0.29	1993
SWORDFISH	Methylmercury	0.34	1993
SWORDFISH	Methylmercury	0.35	1993
SWORDFISH	Methylmercury	0.4	1993
SWORDFISH	Methylmercury	0.4	1993
SWORDFISH	Methylmercury	0.4	1993
SWORDFISH	Methylmercury	0.406	1993
SWORDFISH	Methylmercury	0.42	1993
SWORDFISH	Methylmercury	0.43	1993
SWORDFISH	Methylmercury	0.44	1993
SWORDFISH	Methylmercury	0.45	1993
SWORDFISH	Methylmercury	0.46	1993
SWORDFISH	Methylmercury	0.48	1993
SWORDFISH	Methylmercury	0.54	1993
SWORDFISH	Methylmercury	0.54	1993
SWORDFISH	Methylmercury	0.55	1993
SWORDFISH	Methylmercury	0.57	1993
SWORDFISH	Methylmercury	0.57	1993
SWORDFISH	Methylmercury	0.63	1993
SWORDFISH	Methylmercury	0.64	1993
SWORDFISH	Methylmercury	0.65	1993
SWORDFISH	Methylmercury	0.65	1993
SWORDFISH	Methylmercury	0.66	1993
SWORDFISH	Methylmercury	0.68	1993
SWORDFISH	Methylmercury	0.71	1993
SWORDFISH	Methylmercury	0.72	1993
SWORDFISH	Methylmercury	0.73	1993
SWORDFISH	Methylmercury	0.73	1993

SWORDFISH	Methylmercury	0.733	1993
SWORDFISH	Methylmercury	0.74	1993
SWORDFISH	Methylmercury	0.75	1993
SWORDFISH	Methylmercury	0.75	1993
SWORDFISH	Methylmercury	0.77	1993
SWORDFISH	Methylmercury	0.77	1993
SWORDFISH	Methylmercury	0.78	1993
SWORDFISH	Methylmercury	0.78	1993
SWORDFISH	Methylmercury	0.78	1993
SWORDFISH	Methylmercury	0.79	1993
SWORDFISH	Methylmercury	0.8	1993
SWORDFISH	Methylmercury	0.8	1993
SWORDFISH	Methylmercury	0.81	1993
SWORDFISH	Methylmercury	0.82	1993
SWORDFISH	Methylmercury	0.82	1993
SWORDFISH	Methylmercury	0.84	1993
SWORDFISH	Methylmercury	0.85	1993
SWORDFISH	Methylmercury	0.86	1993
SWORDFISH	Methylmercury	0.87	1993
SWORDFISH	Methylmercury	0.87	1993
SWORDFISH	Methylmercury	0.9	1993
SWORDFISH	Methylmercury	0.92	1993
SWORDFISH	Methylmercury	0.93	1993
SWORDFISH	Methylmercury	0.95	1993
SWORDFISH	Methylmercury	0.95	1993
SWORDFISH	Methylmercury	0.97	1993
SWORDFISH	Methylmercury	0.99	1993
SWORDFISH	Methylmercury	1.04	1993
SWORDFISH	Methylmercury	1.08	1993
SWORDFISH	Methylmercury	1.12	1993
SWORDFISH	Methylmercury	1.17	1993
SWORDFISH	Methylmercury	1.18	1993
SWORDFISH	Methylmercury	1.21	1993
SWORDFISH	Methylmercury	1.22	1993
SWORDFISH	Methylmercury	1.22	1993
SWORDFISH	Methylmercury	1.22	1993
SWORDFISH	Methylmercury	1.23	1993
SWORDFISH	Methylmercury	1.24	1993
SWORDFISH	Methylmercury	1.35	1993
SWORDFISH	Methylmercury	1.46	1993
SWORDFISH	Methylmercury	1.58	1993
SWORDFISH	Methylmercury	1.95	1993
SWORDFISH	Methylmercury	2.34	1993
SWORDFISH	Methylmercury	0.81	1993
SWORDFISH	Methylmercury	0.92	1993
TUNA	Methylmercury	0.09	1993
TUNA	Methylmercury	0.15	1993
TUNA	Methylmercury	0.17	1993
TUNA CANNED	Methylmercury	ND	1993
TUNA CANNED	Methylmercury	ND	1993
TUNA CANNED	Methylmercury	0.01	1993



TUNA CANNED	Methylmercury	0.029	1993
TUNA CANNED	Methylmercury	0.04	1993
TUNA CANNED	Methylmercury	0.052	1993
TUNA CANNED	Methylmercury	0.08	1993
TUNA CANNED	Methylmercury	0.09	1993
TUNA CANNED	Methylmercury	0.11	1993
TUNA CANNED	Methylmercury	0.14	1993
TUNA CANNED	Methylmercury	0.16	1993
TUNA CANNED	Methylmercury	0.19	1993
TUNA CANNED	Methylmercury	0.25	1993
TUNA CANNED	Methylmercury	0.264	1993
TUNA CANNED	Methylmercury	0.27	1993
TUNA CANNED	Methylmercury	0.28	1993
TUNA CANNED	Methylmercury	0.28	1993
TUNA CANNED	Methylmercury	0.29	1993
TUNA CANNED	Methylmercury	0.31	1993
TUNA CANNED	Methylmercury	0.34	1993
TUNA CANNED	Methylmercury	0.23	1993
TUNA CANNED	Methylmercury	0.39	1993
TUNA CANNED (ALBACORE)	Methylmercury	ND	1993
TUNA CANNED (ALBACORE WHI	Methylmercury	0.23	1993
TUNA CANNED (ALBACORE WHI	Methylmercury	0.24	1993
TUNA CANNED (LIGHT CHUNK)	Methylmercury	0.07	1993
TUNA CANNED (LIGHT CHUNK)	Methylmercury	0.07	1993
TUNA CANNED (LIGHT CHUNK)	Methylmercury	0.08	1993
TUNA CANNED (LIGHT CHUNK)	Methylmercury	0.11	1993
TUNA CANNED (LIGHT YELLOWI	Methylmercury	0.18	1993
TUNA FR/FZN	Methylmercury	ND	1993
TUNA FR/FZN	Methylmercury	0.03	1993
TUNA FR/FZN	Methylmercury	0.066	1993
TUNA FR/FZN	Methylmercury	0.1	1993
TUNA FR/FZN	Methylmercury	0.1	1993
TUNA FR/FZN	Methylmercury	0.11	1993
TUNA FR/FZN	Methylmercury	0.12	1993
TUNA FR/FZN	Methylmercury	0.12	1993
TUNA FR/FZN	Methylmercury	0.15	1993
TUNA FR/FZN	Methylmercury	0.15	1993
TUNA FR/FZN	Methylmercury	0.16	1993
TUNA FR/FZN	Methylmercury	0.2	1993
TUNA FR/FZN	Methylmercury	0.2	1993
TUNA FR/FZN	Methylmercury	0.21	1993
TUNA FR/FZN	Methylmercury	0.23	1993
TUNA FR/FZN	Methylmercury	0.24	1993
TUNA FR/FZN	Methylmercury	0.3	1993
TUNA FR/FZN	Methylmercury	0.31	1993
TUNA FR/FZN	Methylmercury	0.31	1993
TUNA FR/FZN	Methylmercury	0.34	1993
TUNA FR/FZN	Methylmercury	0.41	1993
TUNA FR/FZN	Methylmercury	0.44	1993
TUNA FR/FZN	Methylmercury	0.45	1993
TUNA FR/FZN	Methylmercury	0.523	1993

TUNA FR/FZN	Methylmercury	0.69	1993
TUNA FR/FZN	Methylmercury	0.75	1993
TUNA FR/FZN	Methylmercury	0.76	1993
TUNA FR/FZN ABALCORE	Methylmercury	0.32	1993
TUNA FR/FZN ABALCORE	Methylmercury	0.036	1993
TUNA FR/FZN ABALCORE	Methylmercury	0.28	1993
TUNA FR/FZN ABALCORE	Methylmercury	0.29	1993
TUNA FR/FZN ABALCORE	Methylmercury	0.34	1993
TUNA FR/FZN ABALCORE	Methylmercury	0.36	1993
TUNA FR/FZN ABALCORE	Methylmercury	0.42	1993
TUNA FR/FZN ABALCORE	Methylmercury	0.51	1993
TUNA FR/FZN BIGEYE	Methylmercury	0.55	1993
TUNA FR/FZN BIGEYE	Methylmercury	0.73	1993
TUNA FR/FZN SKIPJACK	Methylmercury	0.15	1993
TUNA FR/FZN SKIPJACK	Methylmercury	0.26	1993
TUNA FR/FZN YELLOWFIN	Methylmercury	ND	1993
TUNA FR/FZN YELLOWFIN	Methylmercury	ND	1993
TUNA FR/FZN YELLOWFIN	Methylmercury	0.06	1993
TUNA FR/FZN YELLOWFIN	Methylmercury	0.09	1993
TUNA FR/FZN YELLOWFIN	Methylmercury	0.17	1993
TUNA FR/FZN YELLOWFIN	Methylmercury	0.21	1993
TUNA FR/FZN YELLOWFIN	Methylmercury	0.21	1993
TUNA FR/FZN YELLOWFIN	Methylmercury	0.22	1993
TUNA FR/FZN YELLOWFIN	Methylmercury	0.23	1993
TUNA FR/FZN YELLOWFIN	Methylmercury	0.24	1993
TUNA FR/FZN YELLOWFIN	Methylmercury	0.27	1993
TUNA FR/FZN YELLOWFIN	Methylmercury	0.3	1993
TUNA FR/FZN YELLOWFIN	Methylmercury	0.41	1993
TUNA FR/FZN YELLOWFIN	Methylmercury	0.65	1993
TUNA FR/FZN YELLOWFIN	Methylmercury	0.19	1993
TUNA FR/FZN YELLOWFIN	Methylmercury	0.23	1993
TUNA FR/FZN YELLOWFIN	Methylmercury	0.29	1993
TUNA FR/FZN YELLOWFIN	Methylmercury	0.59	1993
TUNA FR/FZN YELLOWFIN	Methylmercury	0.75	1993
CLAMS	Methylmercury	ND	1993
OYSTERS	Methylmercury	0.05	1993
CRAB KING	Methylmercury	ND	1993
CRAB SNOW	Methylmercury	ND	1993
CRAB SNOW	Methylmercury	0.05	1993
CRAB SNOW	Methylmercury	0.05	1993
CRAB SNOW	Methylmercury	0.05	1993
CRAB SNOW	Methylmercury	0.07	1993
CRAB SNOW	Methylmercury	0.13	1993
CRAB SNOW	Methylmercury	0.14	1993
CRAB SNOW	Methylmercury	0.14	1993
CRAB SNOW	Methylmercury	0.14	1993
CRAB SNOW	Methylmercury	0.18	1993
LOBSTER SPINY	Methylmercury	ND	1993
LOBSTER SPINY	Methylmercury	ND	1993
LOBSTER SPINY	Methylmercury	ND	1993
LOBSTER SPINY	Methylmercury	0.14	1993

LOBSTER SPINY	Methylmercury	0.14	1993
LOBSTER SPINY	Methylmercury	0.2	1993
LOBSTER SPINY	Methylmercury	0.25	1993
LOBSTER SPINY	Methylmercury	0.27	1993
SHRIMP	Methylmercury	0.05	1993
COD	Methylmercury	ND	1994
COD	Methylmercury	0.034	1994
COD	Methylmercury	0.043	1994
COD ALASKAN	Methylmercury	0.09	1994
COD ALASKAN	Methylmercury	0.09	1994
COD ALASKAN	Methylmercury	0.09	1994
COD ALASKAN	Methylmercury	0.1	1994
COD ALASKAN	Methylmercury	0.12	1994
FLATFISH: FLOUNDER	Methylmercury	ND	1994
FLATFISH: FLOUNDER	Methylmercury	ND	1994
FLATFISH: FLOUNDER	Methylmercury	ND	1994
FLATFISH: FLOUNDER	Methylmercury	ND	1994
FLATFISH: FLOUNDER	Methylmercury	0.04	1994
FLATFISH: FLOUNDER	Methylmercury	0.043	1994
FLATFISH: PLAICE ALASKAN	Methylmercury	0.13	1994
FLATFISH: PLAICE AMERICAN	Methylmercury	ND	1994
FLATFISH: PLAICE AMERICAN	Methylmercury	0.035	1994
FLATFISH: SOLE	Methylmercury	0.042	1994
FLATFISH: SOLE YELLOWFIN	Methylmercury	0.18	1994
HADDOCK	Methylmercury	0.04	1994
HADDOCK	Methylmercury	0.042	1994
HADDOCK	Methylmercury	0.042	1994
HAKE RED	Methylmercury	ND	1994
HAKE RED	Methylmercury	ND	1994
HAKE RED	Methylmercury	0.036	1994
HAKE SILVER	Methylmercury	ND	1994
HAKE SILVER	Methylmercury	ND	1994
HAKE SILVER	Methylmercury	ND	1994
HAKE SILVER	Methylmercury	0.043	1994
HAKE WHITE	Methylmercury	ND	1994
HAKE WHITE	Methylmercury	0.048	1994
HALIBUT	Methylmercury	0.11	1994
HALIBUT	Methylmercury	0.12	1994
HALIBUT	Methylmercury	0.12	1994
HALIBUT	Methylmercury	0.13	1994
HALIBUT	Methylmercury	0.14	1994
HALIBUT	Methylmercury	0.15	1994
HALIBUT	Methylmercury	0.16	1994
HALIBUT	Methylmercury	0.17	1994
HALIBUT	Methylmercury	0.17	1994
HALIBUT	Methylmercury	0.2	1994
HALIBUT	Methylmercury	0.2	1994
HALIBUT	Methylmercury	0.22	1994
HALIBUT	Methylmercury	0.22	1994
HALIBUT	Methylmercury	0.26	1994
HALIBUT	Methylmercury	0.27	1994

HALIBUT	Methylmercury	0.28	1994
HALIBUT	Methylmercury	0.3	1994
HALIBUT	Methylmercury	0.51	1994
HALIBUT	Methylmercury	0.63	1994
HALIBUT	Methylmercury	1.52	1994
MAHI MAHI	Methylmercury	0.06	1994
MARLIN	Methylmercury	0.52	1994
PERCH OCEAN	Methylmercury	ND	1994
PERCH OCEAN	Methylmercury	ND	1994
POLLOCK	Methylmercury	ND	1994
POLLOCK	Methylmercury	ND	1994
POLLOCK	Methylmercury	ND	1994
POLLOCK	Methylmercury	ND	1994
POLLOCK	Methylmercury	ND	1994
POLLOCK	Methylmercury	ND	1994
POLLOCK	Methylmercury	ND	1994
POLLOCK	Methylmercury	ND	1994
POLLOCK	Methylmercury	ND	1994
POLLOCK	Methylmercury	0.065	1994
POLLOCK	Methylmercury	0.11	1994
POLLOCK	Methylmercury	0.78	1994
POLLOCK ALASKAN	Methylmercury	ND	1994
POLLOCK ALASKAN	Methylmercury	ND	1994
POLLOCK ALASKAN	Methylmercury	ND	1994
POLLOCK ALASKAN	Methylmercury	0.09	1994
POLLOCK ALASKAN	Methylmercury	0.11	1994
POLLOCK ALASKAN	Methylmercury	0.11	1994
POLLOCK ALASKAN	Methylmercury	0.12	1994
POLLOCK (SURIMI)	Methylmercury	ND	1994
POLLOCK (SURIMI)	Methylmercury	0.05	1994
POLLOCK (SURIMI)	Methylmercury	0.06	1994
POLLOCK (SURIMI)	Methylmercury	0.07	1994
SEA BASS CHILEAN	Methylmercury	0.697	1994
SHARK	Methylmercury	ND	1994
SHARK	Methylmercury	0.3	1994
SHARK	Methylmercury	0.41	1994
SHARK	Methylmercury	0.6	1994
SHARK	Methylmercury	0.7	1994
SHARK	Methylmercury	1.39	1994
SHARK	Methylmercury	1.29	1994
SHARK	Methylmercury	2.72	1994
SHARK BLACKTIP	Methylmercury	0.37	1994
SHARK BLACKTIP	Methylmercury	0.67	1994
SHARK BLACKTIP	Methylmercury	1.45	1994
SHARK BLACKTIP	Methylmercury	1.71	1994
SHARK BLACKTIP	Methylmercury	3.09	1994
SHARK DOGFISH	Methylmercury	0.38	1994
SHARK DOGFISH	Methylmercury	0.43	1994
SHARK DOGFISH	Methylmercury	0.48	1994
SHARK DOGFISH	Methylmercury	0.52	1994

SHARK DOGFISH	Methylmercury	0.53	1994
SHARK DOGFISH	Methylmercury	0.55	1994
SHARK DOGFISH	Methylmercury	0.59	1994
SHARK DOGFISH	Methylmercury	0.65	1994
SHARK MAKO	Methylmercury	0.333	1994
SHARK MAKO	Methylmercury	0.394	1994
SHARK MAKO	Methylmercury	0.82	1994
SHARK MAKO	Methylmercury	1.05	1994
SHARK MAKO	Methylmercury	1.12	1994
SHARK MAKO	Methylmercury	1.3	1994
SHARK MAKO	Methylmercury	1.687	1994
SHARK THRESHER	Methylmercury	ND	1994
SHARK THRESHER	Methylmercury	0.29	1994
SHARK THRESHER	Methylmercury	0.62	1994
SWORDFISH	Methylmercury	0.083	1994
SWORDFISH	Methylmercury	0.22	1994
SWORDFISH	Methylmercury	0.25	1994
SWORDFISH	Methylmercury	0.34	1994
SWORDFISH	Methylmercury	0.36	1994
SWORDFISH	Methylmercury	0.4	1994
SWORDFISH	Methylmercury	0.42	1994
SWORDFISH	Methylmercury	0.47	1994
SWORDFISH	Methylmercury	0.48	1994
SWORDFISH	Methylmercury	0.49	1994
SWORDFISH	Methylmercury	0.51	1994
SWORDFISH	Methylmercury	0.53	1994
SWORDFISH	Methylmercury	0.544	1994
SWORDFISH	Methylmercury	0.56	1994
SWORDFISH	Methylmercury	0.6	1994
SWORDFISH	Methylmercury	0.6	1994
SWORDFISH	Methylmercury	0.6	1994
SWORDFISH	Methylmercury	0.62	1994
SWORDFISH	Methylmercury	0.66	1994
SWORDFISH	Methylmercury	0.66	1994
SWORDFISH	Methylmercury	0.67	1994
SWORDFISH	Methylmercury	0.68	1994
SWORDFISH	Methylmercury	0.682	1994
SWORDFISH	Methylmercury	0.69	1994
SWORDFISH	Methylmercury	0.69	1994
SWORDFISH	Methylmercury	0.69	1994
SWORDFISH	Methylmercury	0.71	1994
SWORDFISH	Methylmercury	0.71	1994
SWORDFISH	Methylmercury	0.73	1994
SWORDFISH	Methylmercury	0.735	1994
SWORDFISH	Methylmercury	0.74	1994
SWORDFISH	Methylmercury	0.74	1994
SWORDFISH	Methylmercury	0.75	1994
SWORDFISH	Methylmercury	0.76	1994
SWORDFISH	Methylmercury	0.771	1994
SWORDFISH	Methylmercury	0.78	1994
SWORDFISH	Methylmercury	0.78	1994

SWORDFISH	Methylmercury	0.78	1994
SWORDFISH	Methylmercury	0.78	1994
SWORDFISH	Methylmercury	0.79	1994
SWORDFISH	Methylmercury	0.8	1994
SWORDFISH	Methylmercury	0.83	1994
SWORDFISH	Methylmercury	0.83	1994
SWORDFISH	Methylmercury	0.85	1994
SWORDFISH	Methylmercury	0.85	1994
SWORDFISH	Methylmercury	0.851	1994
SWORDFISH	Methylmercury	0.87	1994
SWORDFISH	Methylmercury	0.89	1994
SWORDFISH	Methylmercury	0.89	1994
SWORDFISH	Methylmercury	0.9	1994
SWORDFISH	Methylmercury	0.9	1994
SWORDFISH	Methylmercury	0.9	1994
SWORDFISH	Methylmercury	0.912	1994
SWORDFISH	Methylmercury	0.92	1994
SWORDFISH	Methylmercury	0.93	1994
SWORDFISH	Methylmercury	0.96	1994
SWORDFISH	Methylmercury	0.967	1994
SWORDFISH	Methylmercury	0.97	1994
SWORDFISH	Methylmercury	0.99	1994
SWORDFISH	Methylmercury	1.01	1994
SWORDFISH	Methylmercury	1.01	1994
SWORDFISH	Methylmercury	1.03	1994
SWORDFISH	Methylmercury	1.03	1994
SWORDFISH	Methylmercury	1.05	1994
SWORDFISH	Methylmercury	1.07	1994
SWORDFISH	Methylmercury	1.09	1994
SWORDFISH	Methylmercury	1.1	1994
SWORDFISH	Methylmercury	1.11	1994
SWORDFISH	Methylmercury	1.14	1994
SWORDFISH	Methylmercury	1.15	1994
SWORDFISH	Methylmercury	1.17	1994
SWORDFISH	Methylmercury	1.18	1994
SWORDFISH	Methylmercury	1.24	1994
SWORDFISH	Methylmercury	1.24	1994
SWORDFISH	Methylmercury	1.3	1994
SWORDFISH	Methylmercury	1.33	1994
SWORDFISH	Methylmercury	1.33	1994
SWORDFISH	Methylmercury	1.42	1994
SWORDFISH	Methylmercury	1.44	1994
SWORDFISH	Methylmercury	1.47	1994
SWORDFISH	Methylmercury	1.56	1994
SWORDFISH	Methylmercury	1.57	1994
SWORDFISH	Methylmercury	1.986	1994
SWORDFISH	Methylmercury	2.46	1994
TILEFISH (Atlantic)	Methylmercury	0.12	1994
TUNA	Methylmercury	0.54	1994
TUNA CANNED	Methylmercury	ND	1994
TUNA CANNED	Methylmercury	0.18	1994

TUNA FR/FZN	Methylmercury	ND	1994
TUNA FR/FZN	Methylmercury	0.09	1994
TUNA FR/FZN	Methylmercury	0.19	1994
TUNA FR/FZN	Methylmercury	0.3	1994
TUNA FR/FZN YELLOWFIN	Methylmercury	0.12	1994
WALLEYE	Methylmercury	0.1	1994
WHITEFISH	Methylmercury	0.063	1994
LOBSTER	Methylmercury	0.037	1994
LOBSTER	Methylmercury	0.047	1994
COD PACIFIC	Methylmercury	ND	1995
MAHI MAHI	Methylmercury	0.124	1995
MAHI MAHI	Methylmercury	0.143	1995
MAHI MAHI	Methylmercury	0.144	1995
MAHI MAHI	Methylmercury	0.179	1995
MAHI MAHI	Methylmercury	0.18	1995
MAHI MAHI	Methylmercury	0.18	1995
MAHI MAHI	Methylmercury	0.18	1995
MAHI MAHI	Methylmercury	0.19	1995
MAHI MAHI	Methylmercury	0.19	1995
MAHI MAHI	Methylmercury	0.219	1995
MAHI MAHI	Methylmercury	0.23	1995
MAHI MAHI	Methylmercury	0.244	1995
MAHI MAHI	Methylmercury	0.245	1995
PERCH FRESHWATER	Methylmercury	0.149	1995
PERCH FRESHWATER	Methylmercury	0.154	1995
POLLOCK	Methylmercury	ND	1995
POLLOCK	Methylmercury	ND	1995
POLLOCK	Methylmercury	ND	1995
POLLOCK	Methylmercury	ND	1995
SALMON	Methylmercury	0.19	1995
SEA BASS	Methylmercury	0.4	1995
SEA BASS	Methylmercury	0.44	1995
SEA BASS	Methylmercury	0.905	1995
SHARK	Methylmercury	0.438	1995
SHARK	Methylmercury	0.534	1995
SHARK	Methylmercury	1.23	1995
SHARK DOGFISH	Methylmercury	0.5	1995
SHARK THRESHER	Methylmercury	0.592	1995
SWORDFISH	Methylmercury	0.462	1995
SWORDFISH	Methylmercury	0.63	1995
SWORDFISH	Methylmercury	0.65	1995
SWORDFISH	Methylmercury	0.67	1995
SWORDFISH	Methylmercury	0.753	1995
SWORDFISH	Methylmercury	0.773	1995
SWORDFISH	Methylmercury	0.795	1995
SWORDFISH	Methylmercury	0.82	1995
SWORDFISH	Methylmercury	0.83	1995
SWORDFISH	Methylmercury	0.949	1995
SWORDFISH	Methylmercury	0.99	1995
SWORDFISH	Methylmercury	1.046	1995
SWORDFISH	Methylmercury	1.07	1995

SWORDFISH	Methylmercury	1.072	1995
SWORDFISH	Methylmercury	1.22	1995
SWORDFISH	Methylmercury	1.26	1995
SWORDFISH	Methylmercury	1.29	1995
SWORDFISH	Methylmercury	1.37	1995
SWORDFISH	Methylmercury	1.92	1995
SWORDFISH	Methylmercury	2.41	1995
TUNA CANNED	Methylmercury	ND	1995
TUNA CANNED	Methylmercury	ND	1995
TUNA CANNED	Methylmercury	ND	1995
TUNA CANNED	Methylmercury	ND	1995
TUNA CANNED	Methylmercury	0.046	1995
TUNA CANNED	Methylmercury	0.074	1995
TUNA CANNED	Methylmercury	0.092	1995
TUNA CANNED	Methylmercury	0.15	1995
TUNA CANNED	Methylmercury	0.246	1995
TUNA CANNED	Methylmercury	0.19	1995
TUNA CANNED (ALBACORE WHI	Methylmercury	0.375	1995
TUNA FR/FZN	Methylmercury	0.2	1995
TUNA FR/FZN	Methylmercury	0.24	1995
TUNA FR/FZN	Methylmercury	0.27	1995
TUNA FR/FZN	Methylmercury	0.54	1995
TUNA FR/FZN	Methylmercury	0.59	1995
TUNA FR/FZN ABALCORE	Methylmercury	0.401	1995
SEA BASS WHITE	Methylmercury	0.27	1996
SEA BASS	Methylmercury	0.96	1996
SHARK	Methylmercury	0.8	1996
SHARK	Methylmercury	1	1996
SHARK	Methylmercury	1.02	1996
SHARK	Methylmercury	1.06	1996
SHARK	Methylmercury	1.12	1996
SHARK	Methylmercury	1.16	1996
SHARK	Methylmercury	1.17	1996
SHARK	Methylmercury	1.18	1996
SHARK	Methylmercury	1.22	1996
SHARK	Methylmercury	1.22	1996
SHARK	Methylmercury	1.23	1996
SHARK	Methylmercury	1.24	1996
SHARK	Methylmercury	1.25	1996
SHARK	Methylmercury	1.26	1996
SHARK	Methylmercury	1.27	1996
SHARK	Methylmercury	1.29	1996
SHARK	Methylmercury	1.35	1996
SHARK	Methylmercury	1.35	1996
SHARK	Methylmercury	1.37	1996
SHARK	Methylmercury	1.4	1996
SHARK	Methylmercury	1.46	1996
SHARK	Methylmercury	1.57	1996
SHARK	Methylmercury	1.59	1996
SHARK	Methylmercury	1.64	1996
SHARK	Methylmercury	1.75	1996



SHARK THRESHER	Methylmercury	0.44	1996
SHARK THRESHER	Methylmercury	0.5	1996
SHARK THRESHER	Methylmercury	1.3	1996
SWORDFISH	Methylmercury	0.84	1996
SWORDFISH	Methylmercury	1.03	1996
SWORDFISH	Methylmercury	0.27	1996
SWORDFISH	Methylmercury	0.42	1996
SWORDFISH	Methylmercury	0.46	1996
SWORDFISH	Methylmercury	0.51	1996
SWORDFISH	Methylmercury	0.52	1996
SWORDFISH	Methylmercury	0.54	1996
SWORDFISH	Methylmercury	0.56	1996
SWORDFISH	Methylmercury	0.58	1996
SWORDFISH	Methylmercury	0.6	1996
SWORDFISH	Methylmercury	0.61	1996
SWORDFISH	Methylmercury	0.64	1996
SWORDFISH	Methylmercury	0.64	1996
SWORDFISH	Methylmercury	0.65	1996
SWORDFISH	Methylmercury	0.66	1996
SWORDFISH	Methylmercury	0.67	1996
SWORDFISH	Methylmercury	0.67	1996
SWORDFISH	Methylmercury	0.78	1996
SWORDFISH	Methylmercury	0.79	1996
SWORDFISH	Methylmercury	0.8	1996
SWORDFISH	Methylmercury	0.81	1996
SWORDFISH	Methylmercury	0.81	1996
SWORDFISH	Methylmercury	0.86	1996
SWORDFISH	Methylmercury	0.89	1996
SWORDFISH	Methylmercury	0.93	1996
SWORDFISH	Methylmercury	0.93	1996
SWORDFISH	Methylmercury	0.94	1996
SWORDFISH	Methylmercury	0.96	1996
SWORDFISH	Methylmercury	0.97	1996
SWORDFISH	Methylmercury	0.98	1996
SWORDFISH	Methylmercury	1.02	1996
SWORDFISH	Methylmercury	1.021	1996
SWORDFISH	Methylmercury	1.03	1996
SWORDFISH	Methylmercury	1.05	1996
SWORDFISH	Methylmercury	1.06	1996
SWORDFISH	Methylmercury	1.1	1996
SWORDFISH	Methylmercury	1.11	1996
SWORDFISH	Methylmercury	1.12	1996
SWORDFISH	Methylmercury	1.14	1996
SWORDFISH	Methylmercury	1.16	1996
SWORDFISH	Methylmercury	1.18	1996
SWORDFISH	Methylmercury	1.22	1996
SWORDFISH	Methylmercury	1.22	1996
SWORDFISH	Methylmercury	1.25	1996
SWORDFISH	Methylmercury	1.27	1996
SWORDFISH	Methylmercury	1.31	1996
SWORDFISH	Methylmercury	1.33	1996

SWORDFISH	Methylmercury	1.52	1996
SWORDFISH	Methylmercury	1.57	1996
SWORDFISH	Methylmercury	1.65	1996
SWORDFISH	Methylmercury	1.66	1996
SWORDFISH	Methylmercury	1.68	1996
SWORDFISH	Methylmercury	1.72	1996
SWORDFISH	Methylmercury	2.29	1996
SHRIMP	Methylmercury	0.013	1996
SHARK	Methylmercury	0.38	1997
SHARK	Methylmercury	0.4	1997
SHARK	Methylmercury	0.46	1997
SHARK THRESHER	Methylmercury	0.37	1997
SHARK THRESHER	Methylmercury	0.4	1997
SHARK THRESHER	Methylmercury	0.62	1997
SHARK THRESHER	Methylmercury	1.07	1997
SHARK THRESHER	Methylmercury	1.3	1997
SWORDFISH	Methylmercury	0.1	1997
SWORDFISH	Methylmercury	0.78	1997
SWORDFISH	Methylmercury	1.12	1997
SWORDFISH	Methylmercury	2.35	1997
SWORDFISH	Methylmercury	0.27	1997
SWORDFISH	Methylmercury	0.4	1997
SWORDFISH	Methylmercury	0.5	1997
SWORDFISH	Methylmercury	0.55	1997
SWORDFISH	Methylmercury	0.595	1997
SWORDFISH	Methylmercury	0.6	1997
SWORDFISH	Methylmercury	0.63	1997
SWORDFISH	Methylmercury	0.72	1997
SWORDFISH	Methylmercury	0.8	1997
SWORDFISH	Methylmercury	0.91	1997
SWORDFISH	Methylmercury	0.94	1997
SWORDFISH	Methylmercury	1.01	1997
SWORDFISH	Methylmercury	1.02	1997
SWORDFISH	Methylmercury	1.021	1997
SWORDFISH	Methylmercury	1.1	1997
SWORDFISH	Methylmercury	1.1	1997
SWORDFISH	Methylmercury	1.2	1997
SWORDFISH	Methylmercury	1.3	1997
SWORDFISH	Methylmercury	1.3	1997
SWORDFISH	Methylmercury	1.35	1997
SWORDFISH	Methylmercury	1.4	1997
SWORDFISH	Methylmercury	1.6	1997
SWORDFISH	Methylmercury	1.6	1997
SWORDFISH	Methylmercury	1.63	1997
SWORDFISH	Methylmercury	1.86	1997
SWORDFISH	Methylmercury	1.9	1997
SWORDFISH	Methylmercury	2.2	1997
SWORDFISH	Methylmercury	2.5	1997
SWORDFISH	Methylmercury	2.8	1997
SWORDFISH	Methylmercury	2.9	1997
TUNA CANNED	Methylmercury	0.1	1997

TUNA FR/FZN YELLOWFIN	Methylmercury	0.2	1997
SEA BASS	Methylmercury	0.188	1998
SWORDFISH	Methylmercury	ND	1998
SWORDFISH	Methylmercury	0.21	1998
SWORDFISH	Methylmercury	0.28	1998
SWORDFISH	Methylmercury	0.46	1998
SWORDFISH	Methylmercury	0.53	1998
SWORDFISH	Methylmercury	0.9	1998
SWORDFISH	Methylmercury	1.02	1998
SWORDFISH	Methylmercury	1.05	1998
SWORDFISH	Methylmercury	1.35	1998
SWORDFISH	Methylmercury	1.47	1998
SWORDFISH	Methylmercury	1.5	1998
SWORDFISH	Methylmercury	0.53	1999
SWORDFISH	Methylmercury	0.65	1999
SWORDFISH	Methylmercury	1.02	1999
SWORDFISH	Methylmercury	1.15	1999
SWORDFISH	Methylmercury	0.5	2000
SWORDFISH	Methylmercury	0.49	2001
TUNA FR/FZN ABALCORE	Methylmercury	0.3	2001
SWORDFISH	Methylmercury	0.85	2002

\*Concentrations expressed as Mercury were analyzed as a Total Mercury

ND - Mercury concentration below the Level of Detection (LOD=0.01ppm). Means and median values were calculated assuming all values below the level of detection to be zero.

Advisory on Mercury in Seafood

Mercury Levels in Commercial Fish and Shellfish

---

Pesticides and Chemical Contaminants

---

[CFSAN Home](#) | [CFSAN Search/Subject Index](#) | [CFSAN Disclaimers & Privacy Policy](#) | [CFSAN Accessibility/Help](#)  
[FDA Home Page](#) | [Search FDA Site](#) | [FDA A-Z Index](#) | [Contact FDA](#)

FDA/Center for Food Safety & Applied Nutrition  
Hypertext updated by mkl/cjm March 19, 2004

fish

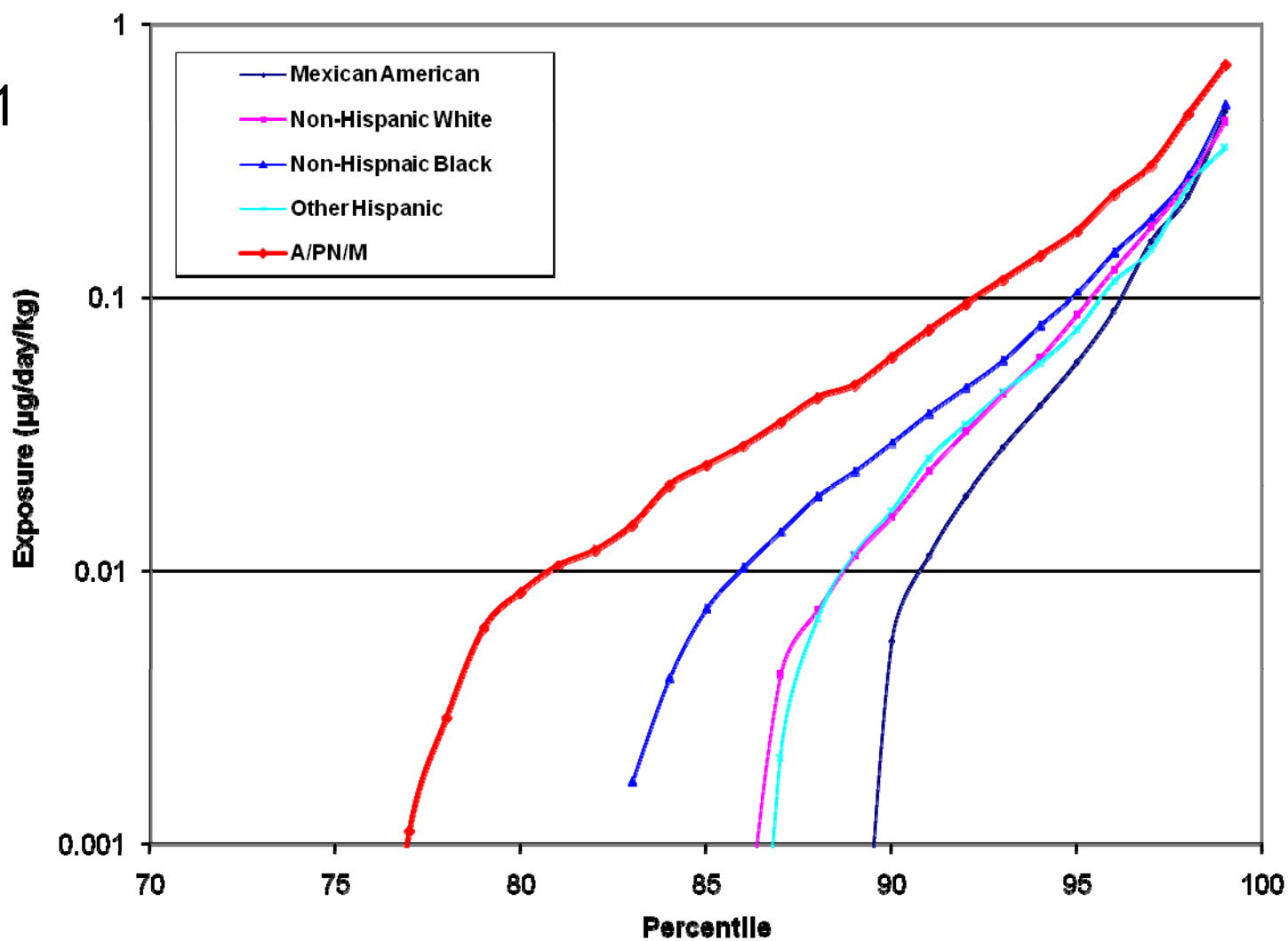
detail cat	cat	fish	COUNT	PERCENT
1	1	BLUEFISH	1	0.063251
2	2	CARP	1	0.063251
3	3	CATFISH	15	0.948767
4	4	CLAMS	6	0.379507
5	5	COD	8	0.506009
6		COD ALASKAN	5	0.316256
7		COD BLACK	1	0.063251
8		COD GREY	5	0.316256
9		COD PACIFIC	1	0.063251
10	6	CRAB	44	2.783049
11		CRAB KING	1	0.063251
12		CRAB SNOW	11	0.695762
13	7	CRAWFISH	1	0.063251
14	8	FLATFISH: FLOUNDER	11	0.695762
15		FLATFISH: PLAICE ALASKAN	1	0.063251
16		FLATFISH: PLAICE AMERICAN	3	0.189753
17		FLATFISH: SOLE	1	0.063251
18		FLATFISH: SOLE DOVER	1	0.063251
19		FLATFISH: SOLE PETRALE	1	0.063251
20		FLATFISH: SOLE REX	1	0.063251
21		FLATFISH: SOLE YELLOWFIN	3	0.189753
22	9	FRESHWATER: BASS	1	0.063251
23		FRESHWATER: BASS LARGemouth	1	0.063251
24	10	GROUPE	2	0.126502
25	11	HADDOCK	4	0.253004
26	12	HAKE RED	3	0.189753
27		HAKE SILVER	4	0.253004
28		HAKE WHITE	2	0.126502
29	13	HALIBUT	32	2.024035
30	14	LOBSTER	6	0.379507
31		LOBSTER SPINY	9	0.56926
32	15	MACKEREL	3	0.189753
33	16	MAHI MAHI	20	1.265022
34	17	MARLIN	13	0.822264
35		MARLIN BLACK	1	0.063251
36		MARLIN BLUE	1	0.063251
37	18	MULLET	2	0.126502
38	19	ORANGE ROUGHY	6	0.379507
39	20	OYSTERS	34	2.150538
40	21	PERCH FRESHWATER	5	0.316256
41	22	PERCH OCEAN	6	0.379507
42	23	PICKEREL	2	0.126502
43		PICKEREL YELLOW	2	0.126502
44	24	POLLOCK	31	1.960784
45		POLLOCK (SURIMI)	4	0.253004
46		POLLOCK ALASKAN	7	0.442758
47	25	ROCKFISH	1	0.063251
48	26	SALMON	6	0.379507
49		SALMON (MIXED SPECIES)	2	0.126502
50		SALMON ATLANTIC	5	0.316256

## fish

51	SALMON CANNED	20	1.265022
52	SALMON CANNED PINK	3	0.189753
53	SALMON CHUM	9	0.56926
54	SALMON COHO	3	0.189753
55	SALMON KING (FARMED)	2	0.126502
56	SALMON PINK	6	0.379507
57	SALMON SOCKEYE	1	0.063251
58	27 SCALLOPS	1	0.063251
59	28 SEA BASS	7	0.442758
60	SEA BASS CHILEAN	1	0.063251
61	SEA BASS SPOTTED	1	0.063251
62	SEA BASS STRIPED	1	0.063251
63	SEA BASS WHITE	1	0.063251
64	29 SHARK	111	7.020873
65	SHARK BLACKTIP	50	3.162555
66	SHARK BONITO	1	0.063251
67	SHARK DOGFISH	18	1.13852
68	SHARK HAMMERHEAD	1	0.063251
69	SHARK MAKO	51	3.225806
70	SHARK SANDBAR	8	0.506009
71	SHARK THRESHER	41	2.593295
72	30 SHRIMP	20	1.265022
73	SHRIMP PINK	1	0.063251
74	SHRIMP ROCK	1	0.063251
75	31 SNAPPER	2	0.126502
76	SNAPPER RED	4	0.253004
77	32 SUCKER (BUFFALO FISH)	4	0.253004
78	33 SWORDFISH	453	28.65275
79	34 TILAPIA	9	0.56926
80	35 TILEFISH (Atlantic)	1	0.063251
81	36 TROUT FRESHWATER	2	0.126502
82	TROUT RAINBOW (FRESHW	2	0.126502
83	37 TUNA	54	3.41556
84	38 TUNA CANNED	215	13.59899
85	TUNA CANNED (ALBACORE	4	0.253004
86	TUNA CANNED (ALBACORE	3	0.189753
87	TUNA CANNED (ALBACORE	1	0.063251
88	TUNA CANNED (ALBACORE	1	0.063251
89	TUNA CANNED (LIGHT CHU	8	0.506009
90	TUNA CANNED (LIGHT YELL	1	0.063251
91	TUNA CANNED (LIGHT)	2	0.126502
92	TUNA FR/FZN	64	4.048071
93	TUNA FR/FZN ABALCORE	13	0.822264
94	TUNA FR/FZN BIGEYE	2	0.126502
95	TUNA FR/FZN SKIPJACK	2	0.126502
96	TUNA FR/FZN YELLOWFIN	21	1.328273
97	39 WALLEYE	4	0.253004
98	40 WEAKFISH (SEA TROUT)	2	0.126502
99	41 WHITEFISH	9	0.56926
100	42 WHITING	2	0.126502

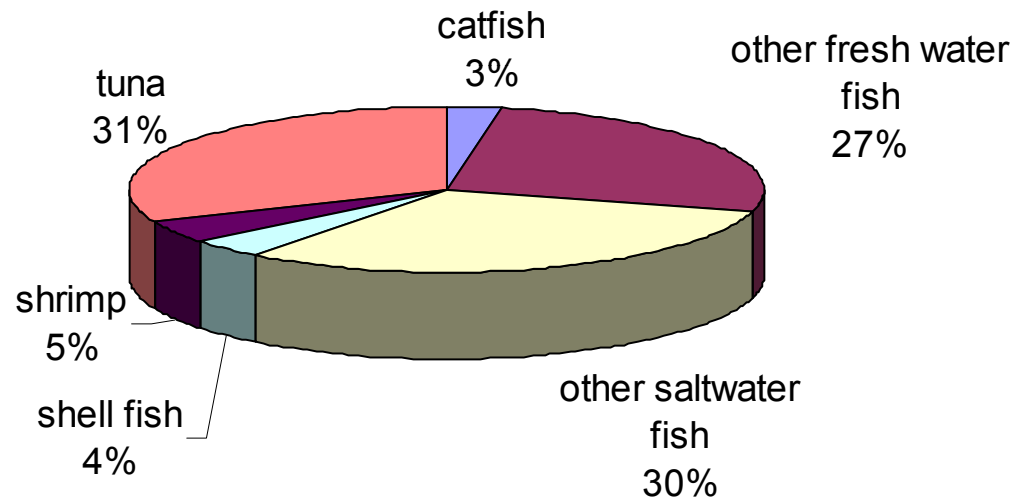
**MeHg exposure predictions of all ages by ethnicity from  
SHEDS from 1999-2006 NHANES data**

**FIG 1**

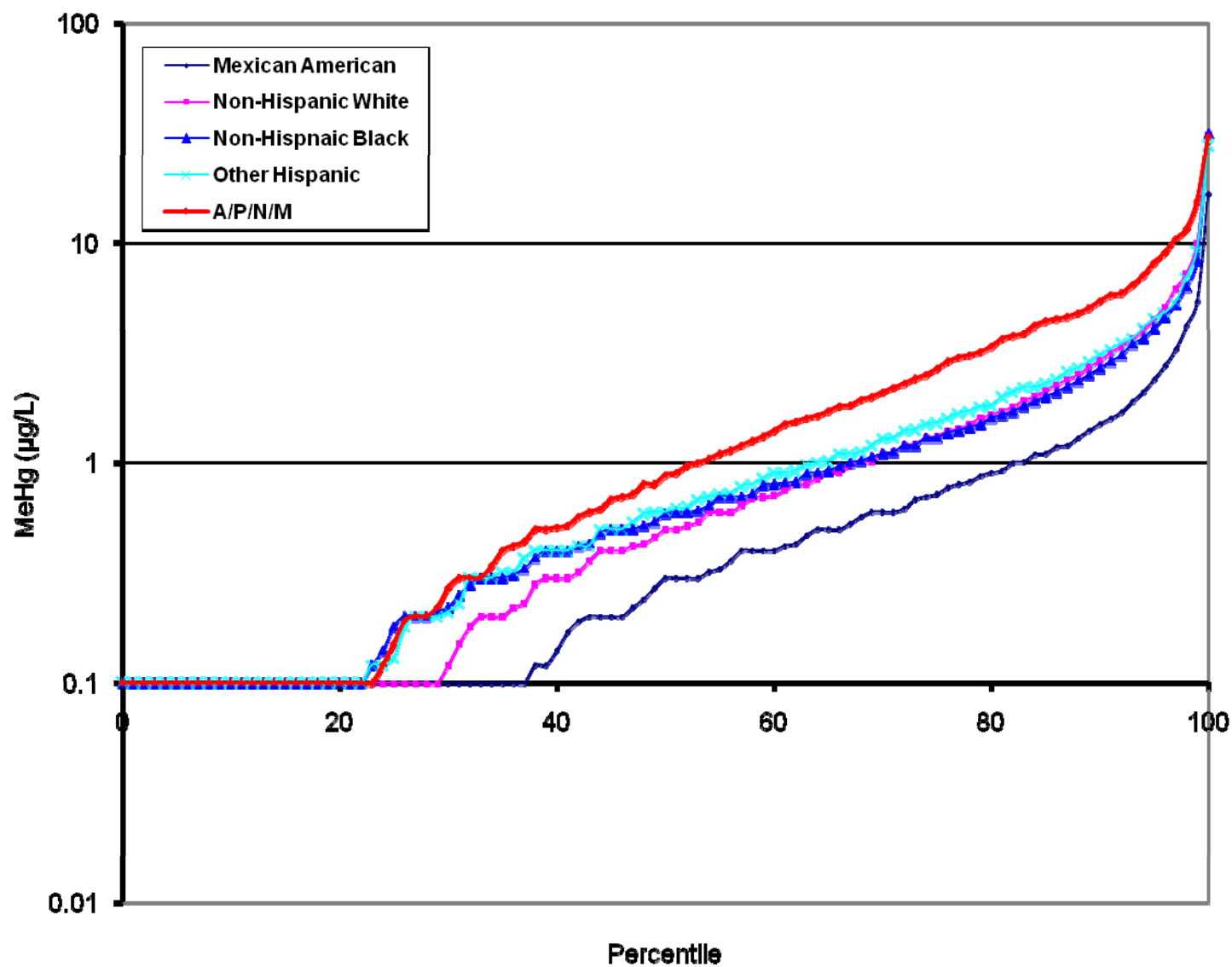


**Contribution of MeHg exposure from different fish types for  
A/P/N/M group**

FIG 2



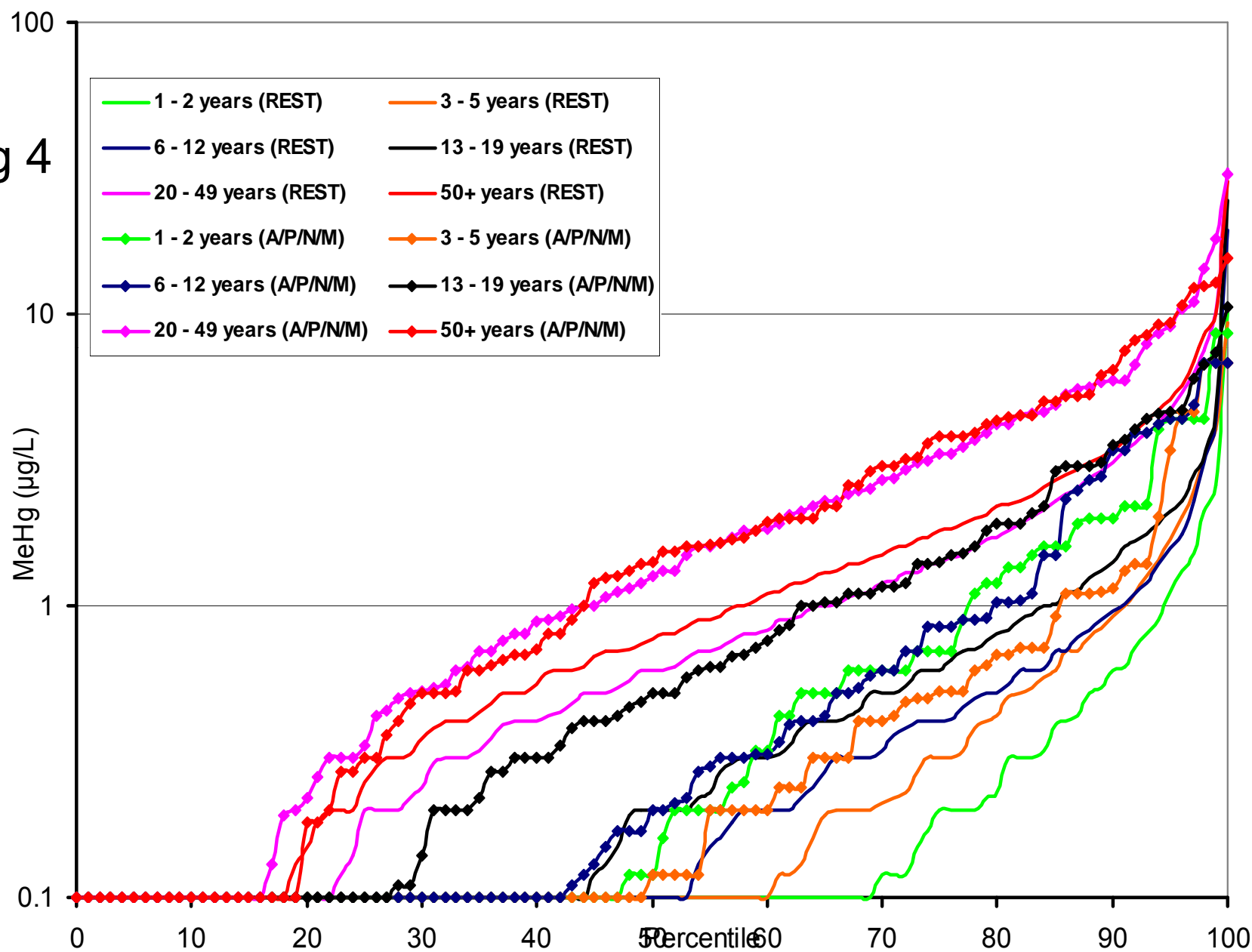
**Blood MeHg by ethnicity from 1999-2006 NHANES data**





**Blood MeHg by ethnicity and age group from 1999-2006 NHANES data**

Fig 4



# TABLE 1

Total fish intake by ethnicity and age group from 1999-2006 NHANES data

Ethnicity	Age	N	g/day				g/kg/day			
			Mean	Ratio *	P95	P99	Mean	Ratio *	P95	P99
A/P/N/M	< 1	170	0.66	1.5	0.0	31.8	0.07	1.4	0.0	3.3
	1-2	185	7.96	2.9	55.8	101.2	0.61	2.8	4.7	7.4
	3-5	200	6.29	1.5	38.8	114.9	0.35	1.5	2.3	6.7
	6-12	402	11.90	2.0	69.9	195.6	0.39	2.2	2.2	8.6
	13-19	463	12.21	1.8	64.6	274.6	0.22	2.0	1.2	4.8
	20-49	636	26.73	1.8	167.1	327.9	0.40	2.1	2.4	4.1
	50+	366	29.14	1.7	178.4	315.9	0.44	2.0	2.8	5.2
REST	< 1	2517	0.45		0.0	8.5	0.05		0.0	0.8
	1-2	3326	2.71		15.2	75.5	0.22		1.3	6.0
	3-5	3153	4.29		32.0	99.8	0.23		1.7	5.4
	6-12	7390	6.10		45.9	129.6	0.17		1.3	3.8
	13-19	10955	6.95		47.7	160.1	0.11		0.7	2.6
	20-49	13707	15.22		108.8	259.2	0.19		1.4	3.3
	50+	11530	17.46		120.4	255.0	0.22		1.5	3.2

\* ratio of (A/P/N/M) over other ethnicities

# TABLE 2

SHEDS MeHg exposure predictions by ethnicity and age from 1999-2006 NHANES data

Ethnicity	Age	N	µg/day				µg/kg/day			
			Mean	Ratio*	P95	P99	Mean	Ratio*	P95	P99
A/P/N/M	0 < 1	170	0.1	2.1	0.0	4.1	0.01	2.2	0.00	0.39
	1 to <2	89	0.7	2.8	3.7	17.8	0.06	2.5	0.27	1.31
	2 to <3	96	0.8	1.9	3.7	18.7	0.06	2.1	0.26	1.44
	3 to <6	200	0.6	1.3	3.0	19.4	0.04	1.5	0.13	1.61
	6 to <11	285	1.7	2.5	3.1	73.4	0.05	2.3	0.13	1.96
	11 to <16	316	0.4	0.5	2.0	11.8	0.01	0.6	0.04	0.19
	16 to <21	296	1.1	1.3	5.6	23.8	0.02	1.5	0.08	0.49
	21 to <50	604	2.5	1.7	13.9	40.8	0.04	1.9	0.24	0.55
	50+	366	2.9	1.6	17.4	54.1	0.04	1.8	0.22	0.71
REST	0 < 1	2517	0.0		0.0	0.4	0.01		0.00	0.05
	1 to <2	1704	0.3		0.5	6.3	0.02		0.05	0.53
	2 to <3	1622	0.4		1.5	10.1	0.03		0.09	0.79
	3 to <6	3153	0.5		1.5	12.6	0.03		0.09	0.63
	6 to <11	4815	0.6		1.4	18.1	0.02		0.05	0.62
	11 to <16	7305	0.8		2.1	25.4	0.01		0.04	0.44
	16 to <21	6721	0.8		2.2	23.0	0.01		0.03	0.34
	21 to <50	13211	1.5		6.6	32.8	0.02		0.09	0.43
	50+	11530	1.8		9.5	38.5	0.02		0.13	0.47

\* ratio of (A/P/N/M) over other ethnicities

# TABLE 3

**Summary statistics of blood MeHg level by age group and ethnicity (µg/liter) from 1999-2006 NHANES data**

Ethnicity	Age (yr)	N	Mean	Ratio*	P95	P99
A/P/N/M	1 to <2	36	0.76	3.0	4.40	4.40
	2 to <3	42	0.59	2.2	2.21	4.00
	3 to <6	91	0.57	1.5	3.40	6.82
	6 to <11	96	1.01	2.7	4.40	6.80
	11 to <16	94	0.69	1.5	3.03	4.70
	16 to <21	126	1.24	2.0	4.90	6.71
	21 to <50	270	1.69	1.6	5.52	6.63
	50+	108	1.70	1.4	5.03	5.78
REST	1 to <2	716	0.25		0.92	2.46
	2 to <3	726	0.27		1.10	2.42
	3 to <6	1570	0.38		1.62	3.60
	6 to <11	1336	0.38		1.40	3.63
	11 to <16	2089	0.45		1.76	4.35
	16 to <21	3117	0.62		2.32	5.20
	21 to <50	6339	1.04		3.81	6.30
	50+	3510	1.18		4.00	6.00

\* ratio of (A/P/N/M) over other ethnicities

TABLE 4

**Percentage with high MeHg blood level by ethnicity from 1999-2006 NHANES data**

Ethnicity	Percentage above	
	3.5 µg/liter	5.8 µg/liter
Mexican American	2.7	0.7
Non-Hispanic White	7.4	3.2
Non-Hispanic Black	6.6	2.3
Other Hispanic	7.5	2.5
A/P/N/M	18.2	8.4

# TABLE 5

**Percentage with high MeHg blood level by ethnicity and age from 1999-2006 NHANES data**

Age (yr)	Above 3.5 µg/liter			Above 5.8 µg/liter		
	A/P/N/M	REST	Ratio*	A/P/N/M	REST	Ratio*
1-2	5.3	0.6	8.4	0.6	0.3	2.0
3-5	3.5	1.2	2.8	0.3	0.6	0.5
6-12	7.9	1.3	5.8	0.5	0.2	3.0
13-19	9.1	1.7	5.4	0.3	0.9	0.4
20-49	22.1	8.3	2.7	4.0	3.9	1.0
50+	25.3	9.6	2.6	4.9	3.7	1.3

\* ratio of (A/P/N/M) over other ethnicities

# TABLE 6

**Blood MeHg levels by ethnicity and number of fish and shell fishes consumed in previous 30 days**

Ethnic	Number of fish eaten in 30 days	sample size	average blood MeHg level (µg/L)	Percent above	
				3.5 µg/L	5.8 µg/L
Others	0	7049	0.78	6.0	2.5
Others	1-5	2244	0.70	3.2	1.3
Others	6-10	941	1.00	6.6	2.3
Others	11-20	858	1.17	9.8	4.1
Others	21-30	463	1.37	11.8	5.1
Others	30+	372	1.95	24.2	13.9
A/P/N/M	0	291	1.41	20.6	7.8
A/P/N/M	1-5	75	0.96	1.8	8.3
A/P/N/M	6-10	51	2.18	29.3	8.5
A/P/N/M	11-20	40	2.50	43.6	30.5
A/P/N/M	21-30	30	1.34	16.9	11.8
A/P/N/M	30+	20	2.87	39.6	13.5